

Society of Thoracic Surgeons

Intermacs & Pedimacs
Quality Reporting Webinar

January 16, 2025



STS National Database[™]
Trusted. Transformed. Real-Time.

Intermacros Database Webinar

- Welcome and Introductions
- STS Updates
- Report Updates

AGENDA



The STS Team

Nancy Honeycutt, BSN, RN LSSGBH, National Database Manager for the ACSD, Intermacs and Pedimacs

Carole Krohn, MPH, BSN, RN, LSSGB, Director of the STS National Database

Leighann Jones, BS, National Database Manager for the Congenital and General Thoracic Databases

Emily Conrad, MS, National Database Education Manager

The Intermacs Data Warehouse Team

Brandon Singletary, PhD, Statistician III, Epidemiologist

Ryan Cantor, PhD, Chief Scientific Officer

Rama Rudraraju, PhD, Director of Programming

Maceo Cleggett , Clinical Data Analyst

John Pennington, MSHI, Director of Data Management

Jeanne Anne Love, MS, Project Manager





Networking

- Our New Facebook Group!



When Are The Reports Distributed?



Calendar Quarter	Data Entry Deadline	Coverage Stop Date	Distribution Date
Q1	April 30th	March 31st	June 30th
Q2	July 31st	June 30th	September 30th
Q3	October 31st	September 30th	December 31st
Q4	January 31st	December 31st	March 31st



Upcoming Webinars

- Intermacs/Pedimacs User Group Webinar
January 29th @ 1pm central
- Intermacs/Pedimacs User Group Webinar
February 26th @ 1pm central



Resources

- <https://intermacs.kirso.net/intermacs-documents/> (All Things Intermacs and Pedimacs, Database User Guides, Data Collection Forms, QoL Surveys, FAQs, V6.0 Training Video)
- intermacs@kirso-admin.net (Password and Login)
- reports@kirso-admin.net (Reporting Questions)



Contact Information

Nancy Honeycutt, BSN, RN STS National Database
Manager, Intermacs and Pedimacs

- nhoneycutt@sts.org

Patricia Potter, BSN, RN, Intermacs Data warehouse
Manager of Clinical Affairs

- patricia.potter@kirso.net



Open Discussion



Please use the Q&A Function.



We will answer as many questions as possible.



We encourage your feedback and want to hear from you!

STS National Database™

Trusted. Transformed. Real-Time.

THANK YOU FOR JOINING!



Kirklín Solutions

Intermacs/Pedimacs Quarterly Webinars January 16, 2025

Dashboarding and Reports Review

Brandon Singletary, PhD

Brandon.Singletary@kirso.net



The Society
of Thoracic
Surgeons

Intermacs

Dashboard and Outcome Analytics Tools

Data Quality Report

Available 

Click the link above to access your site's Data Quality Report. The Data Quality Report provides each hospital an up to date snapshot of key data they have entered into InterMACS. The Data Quality Report provides lists of inconsistencies and improbable values that occur in the data. The Data Quality reports are used as an auditing tool and are distributed quarterly through the file delivery system. This feature is only available to Site Administrators.

Quality Assurance Report

Available 

Click the link above to access your site's Quality Assurance Report. The Quality Assurance Report contains information from your site compared to the overall InterMACS experience. To facilitate this comparison only primary prospective patients are analyzed. The Quality Assurance Report facilitates the refinement of patient selection to maximize outcomes with current and new device options. The Quality Assurance Report is distributed quarterly through the file delivery system. This feature is only available to Site Administrators.

Live Data Download

Available 


Click the link above to download live data you have entered into the Web-Based Data Entry System by form. Each form is available in Excel format. Forms available include: Screening Log Enrolled, Screening Log Excluded, Demographics, Pre-Implant, Implant, Implant Discharge, Rehospitalization, Major Infection, Major Bleeding, Neurological Dysfunction, Device Malfunction, Additional Adverse Events, Death, One Year Post Recovery, Transfer, Withdraw Consent. This feature is available to all users.

Site Research Datasets (SAS)

Available 

Click the link above to access your site's SAS datasets. The SAS datasets link all forms into 4 research datasets that contain derived intervals and indicators, integrity checks, recodes, and completed/validated forms. The SAS datasets are for research purposes and are distributed quarterly through the file delivery system. This feature is only available to Site Administrators.

Customized Cohort Report

Available 


Click the link above to select a single cohort, subgroups within your site, or comparison against an equivalent InterMACS cohort. Each report can be generated in PDF format with frequencies and bar charts. The customized cohort reports allow you to explore patient characteristics.

Outcome Analytics

Available 

Click the above link to generate Kaplan-Meier curves for your selected event on your selected cohort.

Patient Management

Available 

Click the link above to generate a summarized visit report on a single patient or compare variables such as VAS Score, Creatinine, and Six Minute Walk over time through scatter plots.

Dashboard

Available 

Click the link to get an overview about hospital data including summary counts, metrics, and adverse event rates.

Dashboard and Outcome Analytics Tools

- To Date:
 - Intermacs Dashboard:
 - Over 9,000 instances of use
 - Avg. 58 uses per center
 - Top 3 Centers:
 - Bethesda North Hospital
 - Deborah Heart and Lung Center
 - Allegheny General Hospital
 - Intermacs Outcome Analytics/KM Tool:
 - 8,500 instances of use
 - Avg. 65 uses per center
 - Top 3 Centers:
 - Deborah Heart and Lung Center
 - Inova Fairfax Hospital
 - University of Alabama at Birmingham Hospital

Reports

Data Quality Report

Available 

Click the link above to access your site's Data Quality Report. The Data Quality Report provides each hospital an up to date snapshot of key data they have entered into InterMACs. The Data Quality Report provides lists of inconsistencies and improbable values that occur in the data. The Data Quality reports are used as an auditing tool and are distributed quarterly through the file delivery system. This feature is only available to Site Administrators.

Quality Assurance Report

Available 

Click the link above to access your site's Quality Assurance Report. The Quality Assurance Report contains information from your site compared to the overall InterMACs experience. To facilitate this comparison only primary prospective patients are analyzed. The Quality Assurance Report facilitates the refinement of patient selection to maximize outcomes with current and new device options. The Quality Assurance Report is distributed quarterly through the file delivery system. This feature is only available to Site Administrators.

Live Data Download

Available 


Click the link above to download live data you have entered into the Web-Based Data Entry System by form. Each form is available in Excel format. Forms available include: Screening Log Enrolled, Screening Log Excluded, Demographics, Pre-Implant, Implant, Implant Discharge, Rehospitalization, Major Infection, Major Bleeding, Neurological Dysfunction, Device Malfunction, Additional Adverse Events, Death, One Year Post Recovery, Transfer, Withdraw Consent. This feature is available to all users.

Site Research Datasets (SAS)

Available 

Click the link above to access your site's SAS datasets. The SAS datasets link all forms into 4 research datasets that contain derived intervals and indicators, integrity checks, recodes, and completed/validated forms. The SAS datasets are for research purposes and are distributed quarterly through the file delivery system. This feature is only available to Site Administrators.

Customized Cohort Report

Available 

Click the link above to select a single cohort, subgroups within your site, or comparison against an equivalent InterMACs cohort. Each report can be generated in PDF format with frequencies and bar charts. The customized cohort reports allow you to explore patient characteristics.

Outcome Analytics

Available 


Click the above link to generate Kaplan-Meier curves for your selected event on your selected cohort.

Patient Management

Available 

Click the link above to generate a summarized visit report on a single patient or compare variables such as VAS Score, Creatinine, and Six Minute Walk over time through scatter plots.

Dashboard

Available 

Click the link to get an overview about hospital data including summary counts, metrics, and adverse event rates.

Reports

Report Access:

1. Click your site report, in encrypted zip file format, located below the “Files Available for Download”.
2. It is highly recommended that you Save your site report zip file on a secure server before extracting the files. The WBDE system will only store your site report for a month.
3. Once you have saved the zip file, left click on it, and then right click the “Extract All” option.
4. Select a secure destination and “Extract” the files.
5. A “Password Needed” prompt will appear. Use your 8-digit password and click “Ok”.
6. At this point your site report file folder and its contents should be easily accessible.

Reports

Report Distribution Schedule

Calendar Quarter	Data Entry Deadline	Coverage Stop Date	Distribution Date
Q1	April 30th	March 31st	June 30th
Q2	July 31st	June 30th	September 30th
Q3	October 31st	September 30th	December 31st
Q4	January 31st	December 31st	March 31st

Reports – Recent Questions

II.B. Implant Summaries

Exhibit 21. Clinical Events and Interventions During Implant Hospitalization

ADDITIONAL INTERVENTIONS	N	Yes	%	STS Intermacs		
				N	Yes	%
IABP				4530	1167	25.76%
Dialysis				4530	171	3.77%
Ultrafiltration				4530	34	0.75%
Intubation/Ventilator				4530	469	10.35%
Feeding Tube				4530	109	2.41%
ECMO				4530	327	7.22%
None				4530	2227	49.16%
CABG+				4530	31	0.68%
Aortic Valve Replacement/Repair+				4530	34	0.75%
Mitral Valve Replacement/Repair+				4530	15	0.33%
Congenital Cardiac Surgery+				4530	3	0.07%
LVAD+				4530	0	0.00%
LVAD Durable Implantable v6				4530	14	0.31%
LVAD Temporary v6				4530	1027	22.67%
RVAD+				4530	0	0.00%
RVAD Durable Implantable v6				4530	2	0.04%
RVAD Temporary v6				4530	87	1.92%
TAH+				4530	0	0.00%
TAVR v6				4530	6	0.13%
Aneurysmectomy+				4530	0	0.00%

* Pre-Implant Events

Reports – Recent Questions

- Transfer Patients:
 - Upon transfer to new site, pts' data goes with them for site WBDE page and SAS Datasets.
 - Can use live data download tool to still see pt's implant form and the transfer form.

- Active Status Date
 - Patients will not be included in report if implanted prior to current sites' active status date.
 - If patient transfers to site, that site's active date then becomes that cutoff date for future reports at previous site.

Reports – Recent Questions

- Error in Kaplan-Meier Curve Headings
- Use “COVERAGE” date in report

