

Society of Thoracic Surgeons

Adult Cardiac Surgery  
Database:  
Monthly Webinar

May 5, 2021



Cinco de Mayo isn't just about chip, salsa, margaritas, and queso

- Annual celebration for the Mexican's army victory over the French Empire at the Battle of Puebla on May 5, 1862
- Date to celebrate Mexican-American Culture
- Generate beer sales on par with the Super Bowl
- Not to be confused with Mexican Independence day on Sept. 16

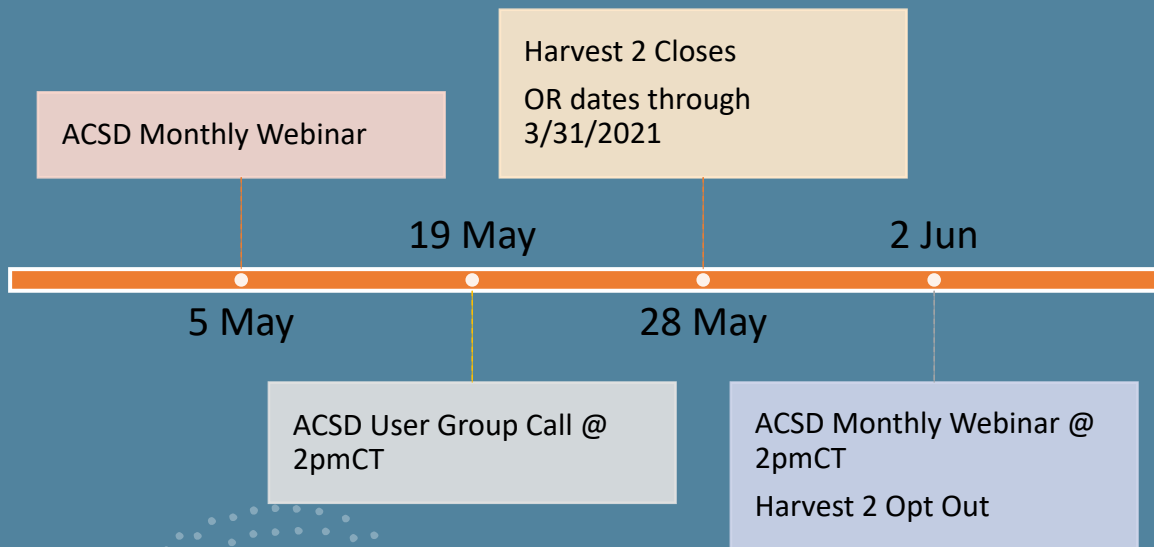




# Agenda

- Welcome and Introductions
- STS Important Dates
- IQVIA Update
- Stars – Part II
- Q & A

# Important Dates for Adult Cardiac



# STS Updates

- Harvest 4 2020 Report Released
- Harvest 1 2021 just entered analysis at DCRI
- Audit notification letters and instructions have gone out
- ACSD Public Reporting Refresh
  - Harvest 1 2020 data (OR dates through 12/31/2019)
- Upgrade 2023 starting this Fall
  - Send suggestions no later than July 1, 2021





# IQVIA Update Joe Brower

# April 2021 Release Updates

**The below items were released in the April 2021 update:**

**Please Note:** The full list is posted under the Notifications menu on the IQVIA platform.

## **ACSD Risk Adjusted and Benchmark Reports**

- **STS-5699:** The DCRI inbound dataset for Harvest 4 is now available for the Risk Adjusted + Benchmark Reports.
- **STS-6240:** The DCRI inbound dataset now includes the new ACSD 4.20.2 data version and is available in risk adjusted harvest reports.
- **STS-6407:** The following guidance text, "Star Ratings are only calculated for Harvest 1 and Harvest 3." has been added on the parameter page.

# April 2021 Release Updates Continued...

**The below items were released in the April 2021 update con't:**

**Please Note:** The full list is posted under the Notifications menu on the IQVIA platform.

## **ACSD Risk Adjusted and Benchmark Reports**

- **STS-6409:** The following guidance text has been added to display, "Star Ratings are only calculated for Harvest 1 and Harvest 3." under the reporting period header for Quality Ratings, Quality Ratings Details and Rating Trends.
- **STS-6368:** The ACSD Risk Adjusted Reports will display the previous harvest end date for Star reports for Harvest 2 and Harvest 4. For example, Harvest 2 reports will display the Harvest 1 Report Ending Date in the header and Harvest 4 will display the Harvest 3 Report Ending Date in the header for the following reports:
  - **Quality Rating**
  - **Quality Rating Details**
  - **Rating Trends**
- **STS-6425:** A footer has been added to the following NQF Endorsed measure reports: CABG Outcomes Measures and Mortality Outcome Measures to indicate that 'OR = Odds Ratio'.



# April 2021 Release Updates Continued...

## The following issues were resolved in the April 2021 update:

**Please Note:** The full list is posted under the Notifications menu on the IQVIA platform.

- **STS-6366:** The Anesthesia Reports section did not display when a site is enrolled on the Risk Adjusted Dashboard report. This has been resolved in this release.
- **STS-6176:** ACSD Risk Adjusted Dashboard report – There were reported differences in the IMA and Blood usage results. This has been resolved in this release.
- **STS-6289:** Corrected the Quality Ratings hover text on the graph sections. Previously it displayed an incorrect CI percentage on the ACSD Risk Adjusted Report.

# April 2021 Release Updates Continued...

## The following issues were resolved in the April 2021 update:

**Please Note:** The full list is posted under the Notifications menu on the IQVIA platform.

- **STS-6293:** Fixed the issue where the ACSD Risk Adjusted Report Graph displayed an incorrect display range for the confidence interval for the STS aggregate.
- **STS-6389:** Fixed the issue where the report displayed two decimal values instead of a whole number in the Quality Ratings Details report.
- **STS-6421:** Fixed the issue where the Beta Blocker within 24 hours displayed only in the graph instead of displaying on the graph and table for the ACSD Risk Adjusted Report on the ISO CAB Preoperative Medications report.
- **STS-6424:** Fixed the issue where the Overall graph color for all procedures are displaying in the same color for consistency.

# ACSD Known Issues

The below issues are under review by the IQVIA Development Team. Follow up will be provided by the IQVIA Support Team.

**STS-6573:** The ACSD Risk Adjusted Dashboard Report is not displaying the Observed Rate in the Risk Adjusted & Regional Reports for H1 / H2&H3 timeframes.

**Please Note:** The Observed Rate is displaying as expected in the H4 timeframe.

**STS-6512:** The ACSD Risk Adjusted Dashboard Report is displaying an incorrect calculation for the Missing % result for Classification – NYHA

**STS-6562:** The ACSD Risk Adjusted Dashboard Report calculations are being reviewed for the following:

- Race
- Smoking Counseling (Retired 06/30)
- Left Main Disease ( $\geq 50$  Stenosis)
- Mitral Insufficiency
- Aortic Insufficiency


**STS-6306:** The ACSD Risk Adjusted Dashboard Report is missing cases from the Demographic benchmark report



# IQVIA Update



Please note: Submitted tickets are currently under review and the IQVIA support team will follow up on resolution and/or target release confirmation.



The IQVIA Team is currently reviewing items that will be released in an upcoming release. Those items will be posted to the Notifications section.



# NQF MEASURES – Where Stars Come From Part II

# How are stars calculated

- All sites who submitted for the current harvest
  - This makes up the cohort
- Looks at your sites risk of the patient and the outcomes
  - This makes up your observed to expected ratio (O/E or O to E)
  - Used to calculate a weighted average
  - CABG Composite
    - $0.81 \times \text{scoreMORT} + .10 \times \text{scoreMORB} + 0.07 \times \text{scoreIMA} = 0.03 \times \text{scoreMEDS}$
- Looks at all other sites in the cohort and compares scores
- Review of the National Report Overview



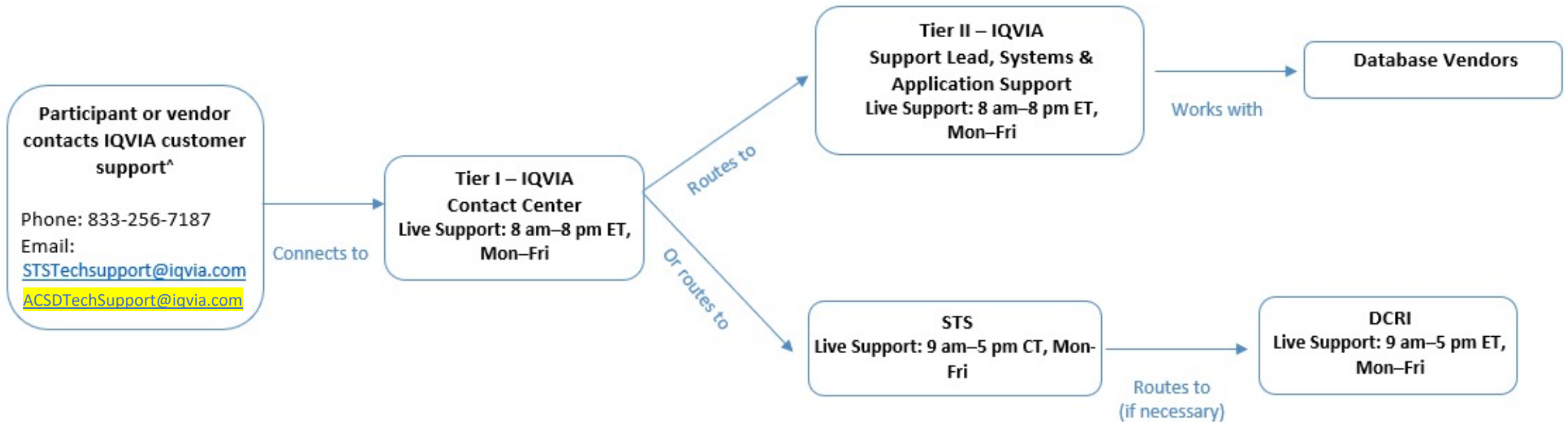




# IQVIA Support Plan

# IQVIA's Support Plan

Please include your Participant ID (PID) in all communications with STS and IQVIA



^ Inquiries received outside live support hours will require a 24-hour turnaround window (i.e., one business day) for responses.



# Resources

- [STS National Database Webpage](#)
- [ACSDTechSupport@IQVIA.com](mailto:ACSDTechSupport@IQVIA.com) (Uploader, DQR, Missing Variable, Dashboard, Password and Login )
- Phone Support: 1-833-256-7187
- [STS National Database Feedback Form](#)
- Resource Documents
  - Contact Information
  - Webinar Information
  - FAQ Document
  - Go-Live Checklist
  - Tiered-level Support Document
  - *Training Videos*
  - *Link to IQVIA*
  - [ckrohn@sts.org](mailto:ckrohn@sts.org)





# Contact Information

- Carole Krohn, Sr. Clinical Manager, STS National Database
  - [CKrohn@sts.org](mailto:CKrohn@sts.org)
  - 312-202-5847
- Database Operational Questions
  - [STSDB@sts.org](mailto:STSDB@sts.org)



# Open Discussion

Please use the raise-hand function.

Please use the Q&A Function.

We will answer as many questions as possible.

We encourage your feedback and want to hear from you!