

# Society of Thoracic Surgeons

Intermacs & Pedimacs  
User Group Webinar

March 26, 2025



**STS National Database™**  
Trusted. Transformed. Real-Time.

# Today's Meeting

- Welcome and Introductions
- STS Updates
- Transfer
- Quality Improvement Series
- Open Discussion



# The STS Team

Nancy Honeycutt, BSN, RN LSSGBH, National Database Manager for the ACSD, Intermacs and Pedimacs

Carole Krohn, MPH, BSN, RN, LSSGB, Director of the STS National Database

Leighann Jones, BS, National Database Manager for the Congenital and General Thoracic Databases

Emily Conrad, MS, National Database Education Manager

# The Intermacs Data Warehouse Team

Brandon Singletary, PhD, Statistician III, Epidemiologist

Ryan Cantor, PhD, Chief Scientific Officer

Rama Rudraraju, PhD, Director of Programming

Maceo Cleggett , Clinical Data Analyst

John Pennington, MSHI, Director of Data Management

Jeanne Anne Love, MS, Project Manager



# Networking Opportunities

- STS Data Managers Facebook Group
  - At last check up to 422 members!



- STS Data Manager Collaborative

- The program, formerly known as the Data Manager Mentorship Program, pairs data managers seeking advice on data abstraction with experienced mentors.
  - To apply, please fill out the sign-up form.



# When Are The Reports Distributed?

| <b>Calendar Quarter</b> | <b>Data Entry Deadline</b> | <b>Coverage Stop Date</b> | <b>Distribution Date</b> |
|-------------------------|----------------------------|---------------------------|--------------------------|
| Q1                      | April 30th                 | March 31st                | June 30th                |
| Q2                      | July 31st                  | June 30th                 | September 30th           |
| Q3                      | October 31st               | September 30th            | December 31st            |
| Q4                      | January 31st               | December 31st             | March 31st               |



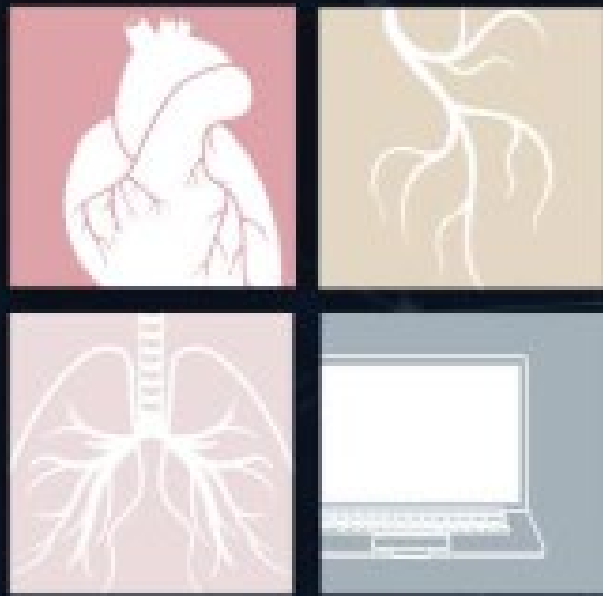
# Upcoming Webinar

INTERMACS/PEDIMACS Quality Assurance Report  
Overview Quarterly Webinar on April 17th at 2:00 PM  
Central Time.



AQO

September 23, 2025 ■ Virtual



# ADVANCES IN QUALITY & OUTCOMES: *A Data Managers Meeting*



# 2025 Data Manager Survey Results

sts.org->Research & Data-> For Data Managers

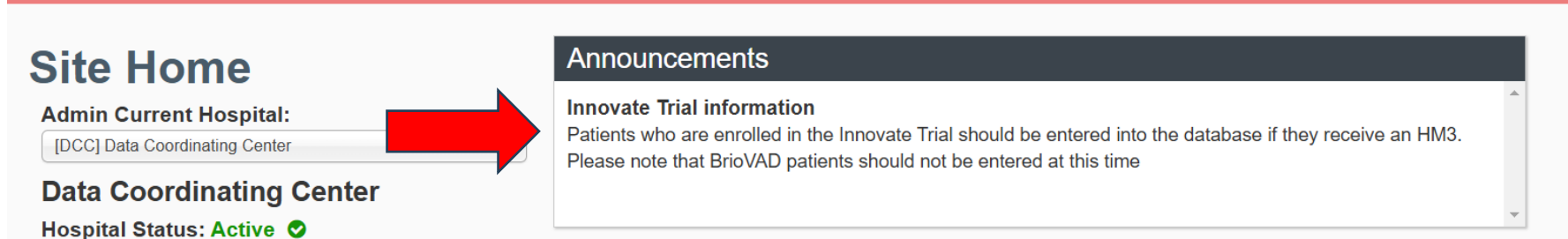
## Essential Forms and Resources

- [Database participant role descriptions](#)
- [Database participant and platform roles](#)
- [Participant contact form](#)
- [Schedule A](#)
- [Schedule B](#)
- [Database software and vendors](#)
- [STS National Database audits](#) (*login required*)
- [List of mortality status fields](#)
- [STS/IQVIA uploader instructions](#)
- [ACSD Data Manager Survey Results 2023](#)
- [Minor data requests for quality improvement](#)
- [CHSD DM Survey 2023](#)
- [GTSD DM Survey 2023](#)
- [2025 Intermacs Data Manager Survey](#)






# The INNOVATE Trial and Intermacros



**Site Home**

Admin Current Hospital:  
[DCC] Data Coordinating Center

**Data Coordinating Center**

Hospital Status: Active 

**Announcements**

**Innovate Trial information**  
Patients who are enrolled in the Innovate Trial should be entered into the database if they receive an HM3. Please note that BrioVAD patients should not be entered at this time

- All HM3 patients randomized in the trial **should** be included in INTERMACS.
- The BrioVAD patients randomized in the trial **should not** be entered in INTERMACS.
- On the Demographics form:



**Is patient involved in a VAD related study?**  Yes  
 No  
 Unknown

**What is the name of the study?**

**Is this an industry sponsored post approval study?**  Yes  
 No  
 Unknown



# Transfers – Key points

- Explain the process for transferring patients to another facility
- Review the process as the receiving center
- Discuss the Shared Care process
- Define non-Intermacs or international transfers
- Clarify the death prior to transfer process

# Checklist for Transferring Out

- ✓ Verify with the VAD Team that your patient has been accepted to the transferring center (MD, VAD Coordinators, social workers)
- ✓ Complete all outstanding follow-ups, readmissions, and adverse events forms
- ✓ Contact accepting center's Intermacs Site Administrator
- ✓ Notify Jeanne Anne Love ([jeanneanne.love@kirso.net](mailto:jeanneanne.love@kirso.net)) of pending patient transfer
  - ✓ via secure email
  - ✓ Include name, DOB, implant data and center
- ✓ Add Patient Transfer form in the web-based data entry system, this will indicate that the patient is no longer receiving care at your center



# Checklist for Receiving Center

- ✓ Verify patient had been accepted by your center
  - ✓ Consult the VAD Team
    - ✓ MD, VAD coordinators, social workers
  
- ✓ Contact transferring center's Intermacs Site Administrator
  - ✓ Verify effective date of transfer
  - ✓ Validate that all previous forms have been submitted to Intermacs



# Shared Care

- Shared care is **not** a transfer.
- This is a formal arrangement between two centers providing care in given internals
- Clinical information is shared between the two centers to optimize care coordination



[This Photo](#) by Unknown Author is licensed under [CC BY-SA](#)

# Transfers from Non-Intermacs or International Sites

- Implant
  - If implanted at a Non-Intermacs site (in or outside of the U.S.) and transfers to an Intermacs site, the patient **will not** be entered into Intermacs Registry
- Device exchange
  - If a device exchange occurs at an Intermacs site, the patient **should be** entered into Intermacs Registry



## Patient Summary

Create Event

Add New Device

Other Tools ▾

Screening Log  
Complete

1/29/2022

Transfer Patient  
Add Withdraw Consent

[← Return to Patient Summary](#)

[Print View](#)

## Transfer Form

? Not Started

**Transferred Care to another hospital**

Patient followed exclusively at another hospital

- Yes  
 No

Validate and Submit

Save for Later

# No Transfer Button

- Verify the follow-up forms are completed on the patient summary screen
- Once the forms are completed, the transfer form button should appear **top right** of the InterMACS screen






# New for 2025!

## Intermacros & Pedimacs Quality Webinar

- We want to hear from YOU!



Please reach out to Patricia or Nancy if you would like to share your center's quality improvement project on a future webinar!

# Society of Thoracic Surgeons Intermacros Database

Quality Improvement Series: Driveline Infection Prevention

Colleen Drake & Kelly McNamara-Diorio  
Hartford Hospital



## Contact Us

Nancy Honeycutt, BSN, RN STS National Database  
Manager, Intermacs and Pedimacs

- [nhoneycutt@sts.org](mailto:nhoneycutt@sts.org)

Patricia Potter, BSN, RN, Intermacs Data warehouse  
Manager of Clinical Affairs

- [patricia.potter@kirso.net](mailto:patricia.potter@kirso.net)



# Open Discussion

---



Please use the Q&A Function.



We will answer as many questions as possible.



We encourage your feedback and want to hear from you!

THANK YOU FOR JOINING!



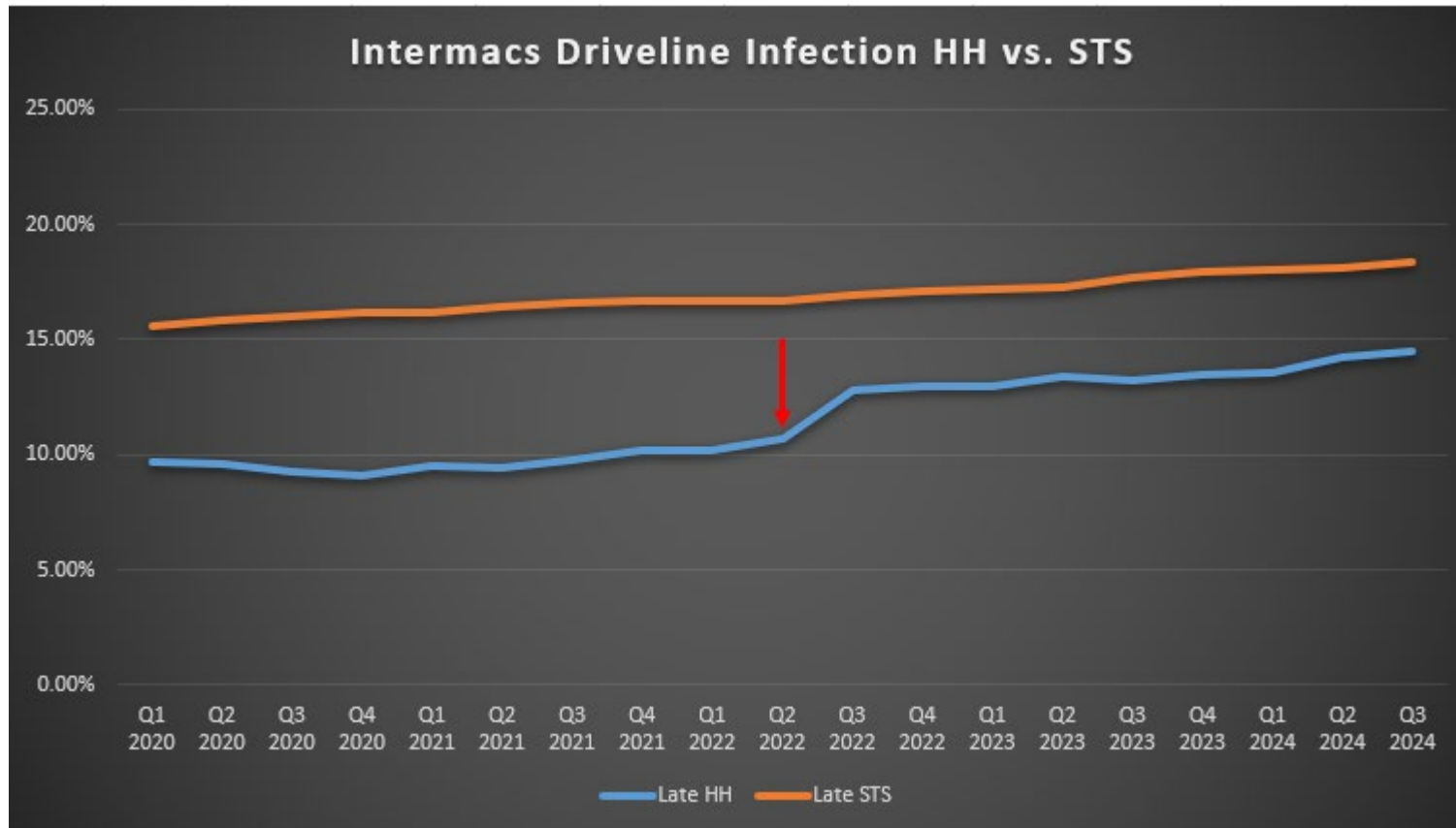


# Driveline Infection Prevention

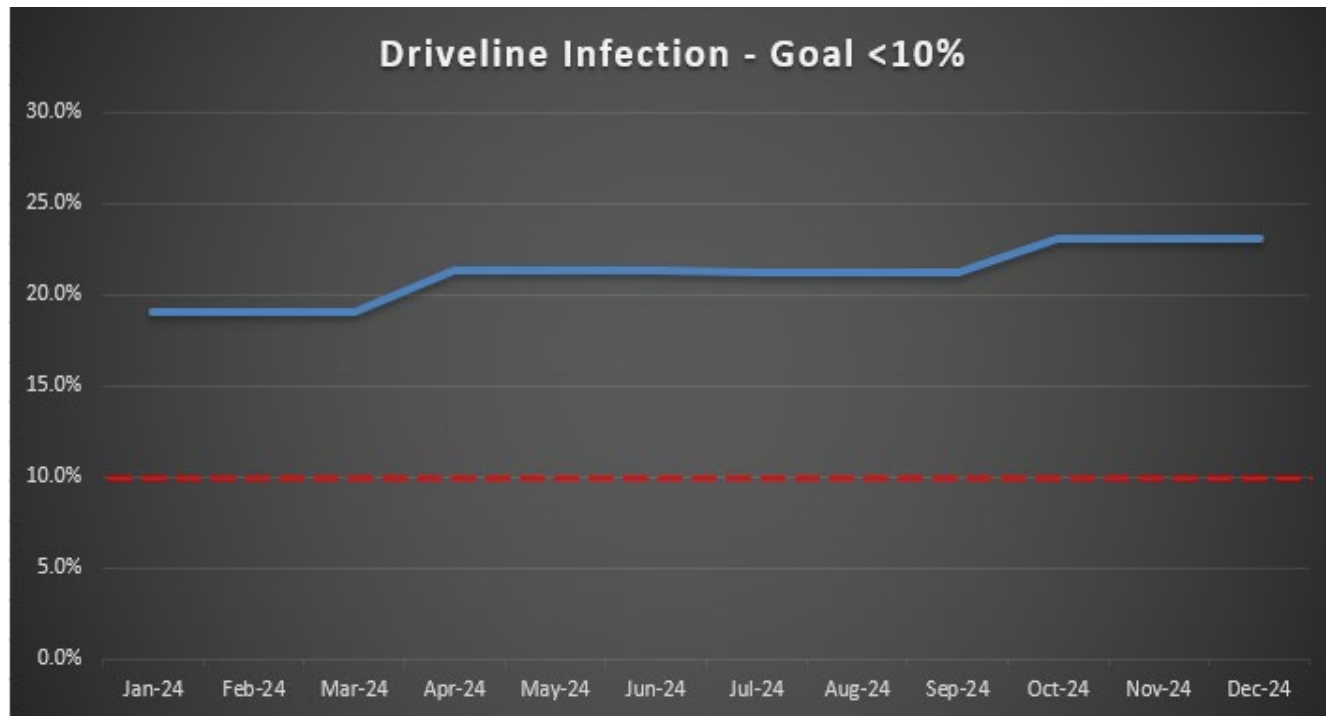
*Advanced Heart Failure & Mechanical Circulatory Support Program  
Hartford Hospital*

*Colleen Drake MS, RDCS - Intermacs Data Manager  
Kelly McNamara MSN, RN VAD-C*

# Intermacros Driveline Infection Data



# Joint Commission Driveline Infection Data

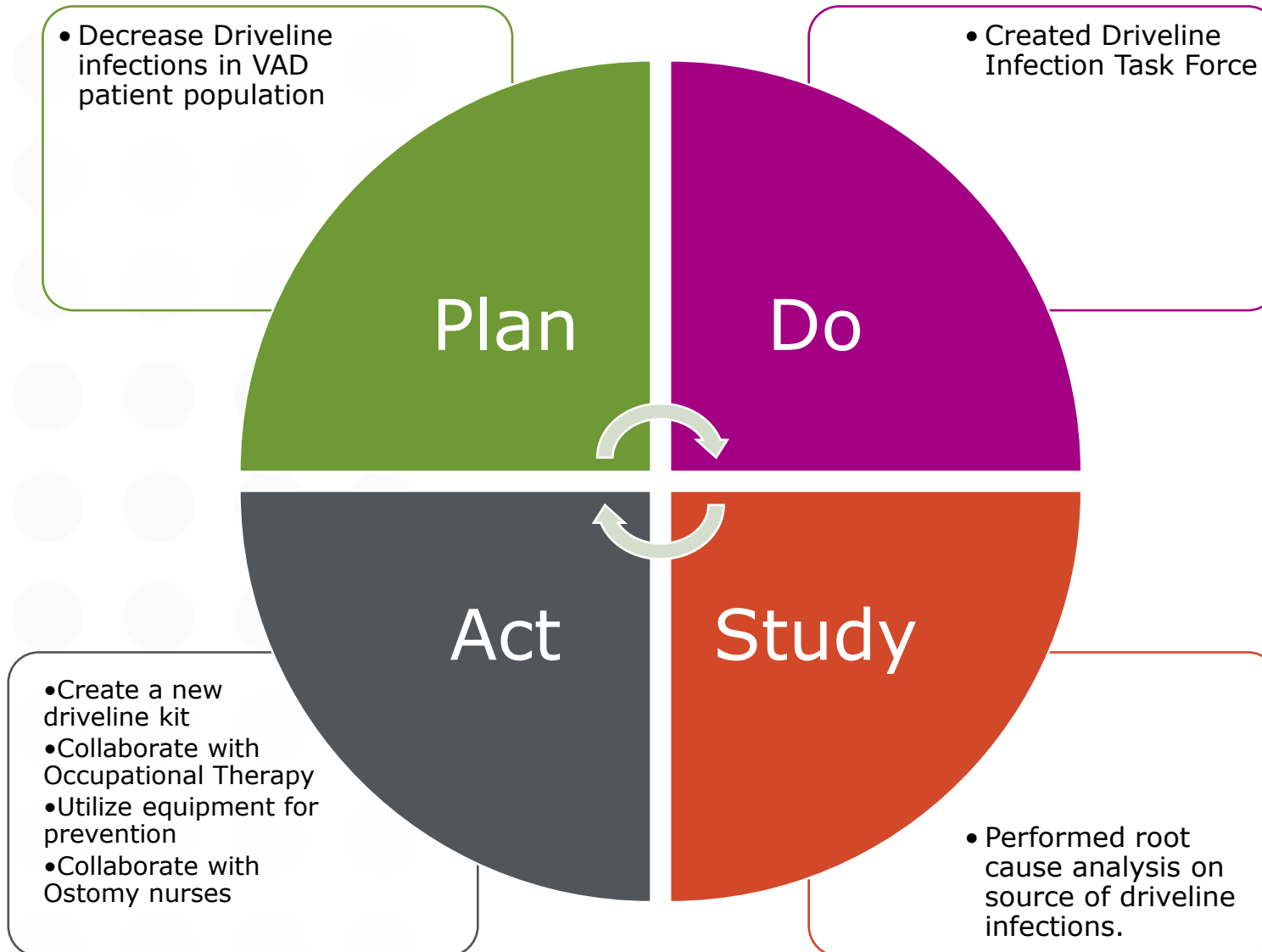


## Cause of Driveline Infection (12 patients)

- Dropping bag 4/12 – 33.3%
- Sleeping on stomach 2/12 – 16.7%
- Inadequate anchor 4/12 – 33.3%
- Incorrect dressing change 2/12 – 16.7%



# Area of Opportunity: Driveline Infection



| Barriers  |
|---|
| <ul style="list-style-type: none"><li>• Supply management</li><li>• Patient education</li><li>• Transitioning to home</li></ul> |

**Problem: Incorrect Dressing change**

**Solution: Create a new driveline kit**

**Re-educate with videos and dressing change competency**

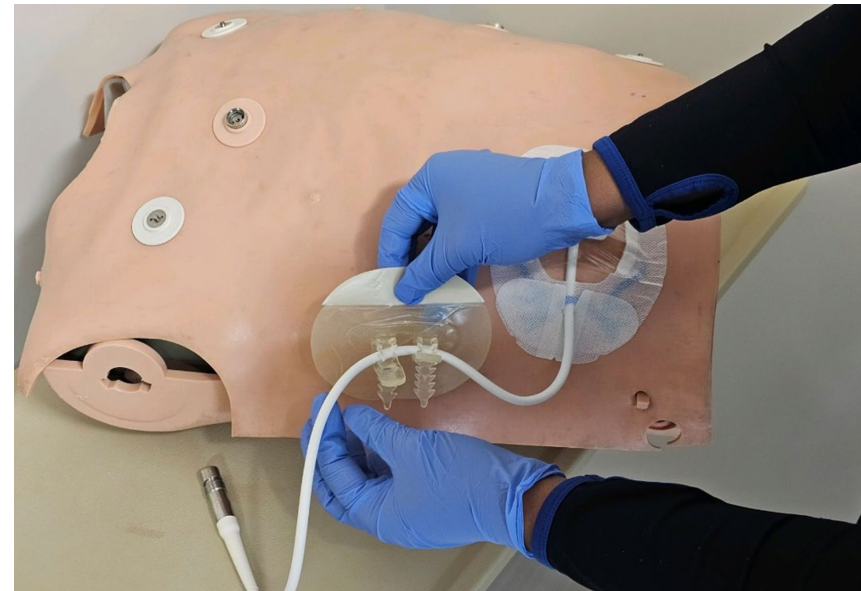
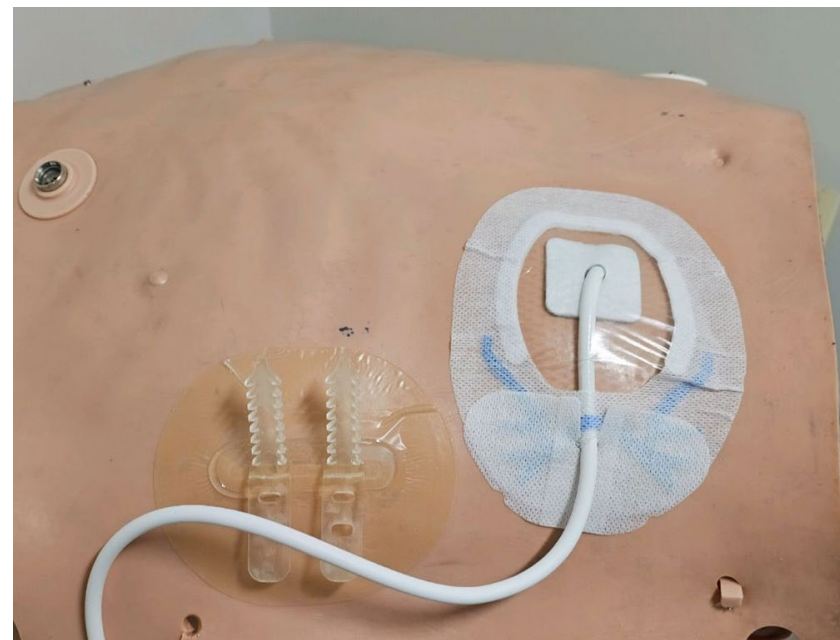


3/26/2025

Problem: Dropping Bag/Controller  
Solution: VAD shirt



**Problem: Inadequate anchor**  
**Solution: Binder or double anchor**





# Problem: Sleeping on stomach

## Solution: Sleep belt and VAD wedge

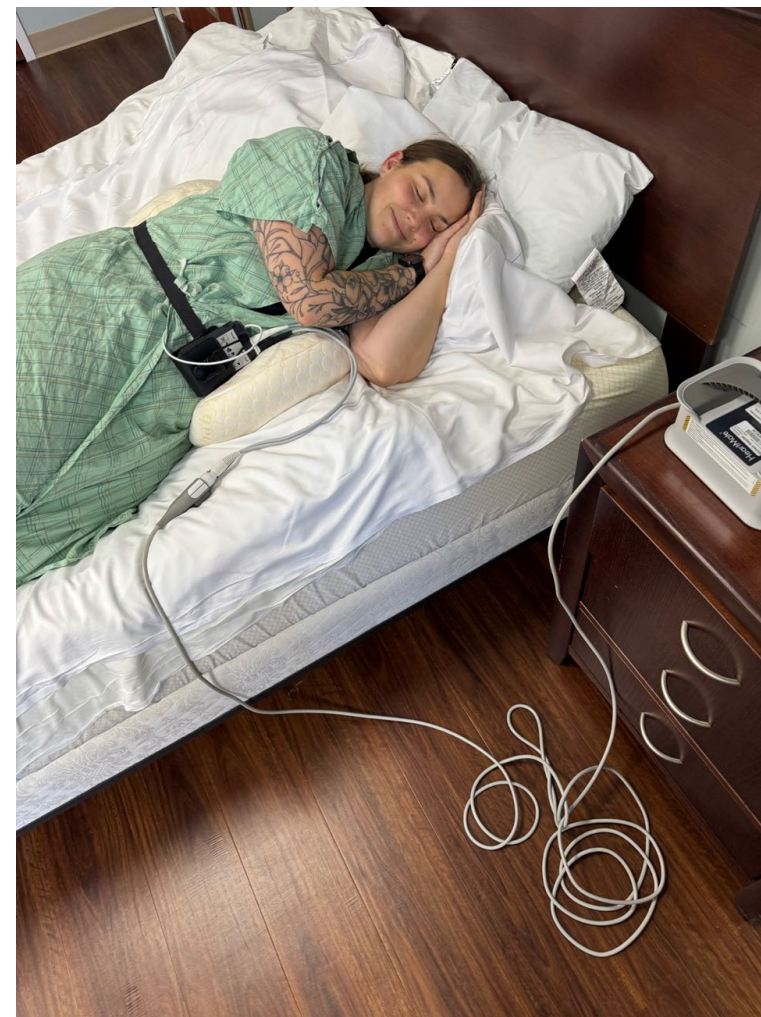

### Wearable Accessories Kit

Supplied non-sterile. Contents:

- 1 System Controller Neck Strap
- 1 Belt Attachment
- 1 Protection Bag



| MODEL NUMBER | DESCRIPTION              |
|--------------|--------------------------|
| 106129       | Wearable Accessories Kit |



# Team Collaboration

- Occupational and Physical Therapy teams
- Wound/Ostomy Team
- CT Surgery
  - Placement of driveline is critical
  - Specific questions to ask and considerations
    - Obesity/skin folds assessment
    - Right-handed or left-handed
    - Sleep side
    - Clothing habits/waistband position
    - What activities the patient is involved with
    - Can the patient visualize the driveline site
  - Discuss insertion site at MCS meeting



# Area of opportunity: Driveline Infection

Ongoing Process Improvement

*Continued communication with Supply Management*

*Support the occupational therapy team in the outpatient setting.*

*Track data to determine intervention improvement*

*Driveline infections increase mortality in VAD Patients*

*Simple interventions such as re-education and optimizing the driveline dressing kit can reduce infections.*

*Improving driveline location sites can reduce future trauma, decreasing infection rates*

Key Learning Moments

Thank you!

**Hartford HealthCare**

**Hartford Hospital**

