



**STS Adult Cardiac Surgery Database – Period Ending 06/30/2017 Executive Summary Contents**

- Graph 1. Number of Participating Sites Yearly Count
- Graph 2. Cumulative Number of Participating Sites
- Graph 3. Number of Procedures Yearly Count
- Graph 4. Cumulative Number of Procedures
- Graph 5. Cumulative Number of Isolated CAB Procedures
- Graph 6. Cumulative Number of Aortic Valve Procedures
- Graph 7. Cumulative Number of Mitral Valve Procedures
- Graph 8. Cumulative Number of Selected Other Cardiac Procedures
- Graph 9. Unadjusted Isolated CAB Operative Mortality
- Graph 10. Unadjusted Aortic Valve Operative Mortality
- Graph 11. Unadjusted Mitral Valve Operative Mortality
- Graph 12. Unadjusted Other Cardiac Operative Mortality
- Graph 13. Post-Procedure Length of Stay Isolated CAB Procedures
- Graph 14. Mean Post-Procedure Length of Stay for Aortic Valve Procedures
- Graph 15. Mean Post-Procedure Length of Stay for Mitral Valve Procedures
- Graph 16. Mean Post-Procedure Length of Stay for Other Cardiac Procedures

**Table 1 - January 2008 through June 2017 Procedure Distribution**

- Yearly Number of Sites in Analysis
- Yearly Overall Procedure Count
- Major Procedures Distribution
- Incidence of Other Procedures Distribution

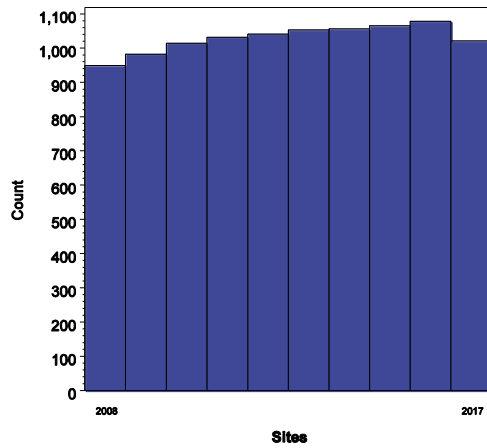


Adult Cardiac Surgery Database  
Executive Summary  
10 Years

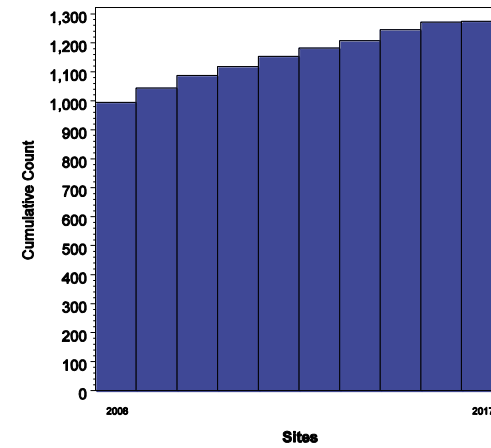


STS Period Ending 06/30/2017

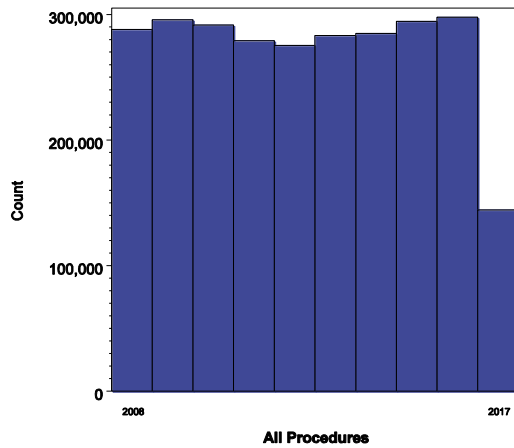
**Number of Participating Sites**  
Yearly Count



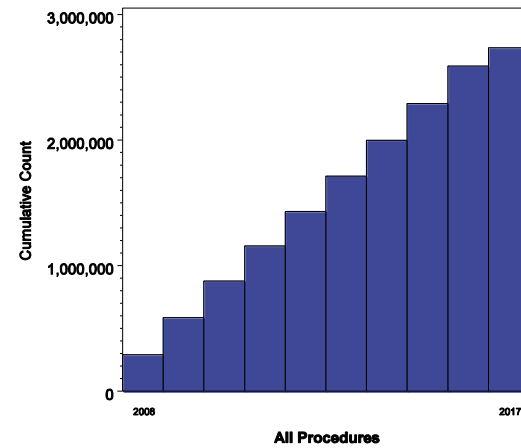
**Number of Participating Sites**  
Cumulative over last 10 years



**Number of Procedures**  
Yearly Count



**Number of Procedures**  
Cumulative over last 10 years

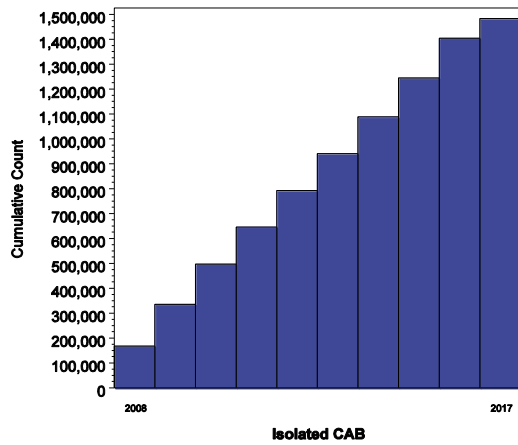




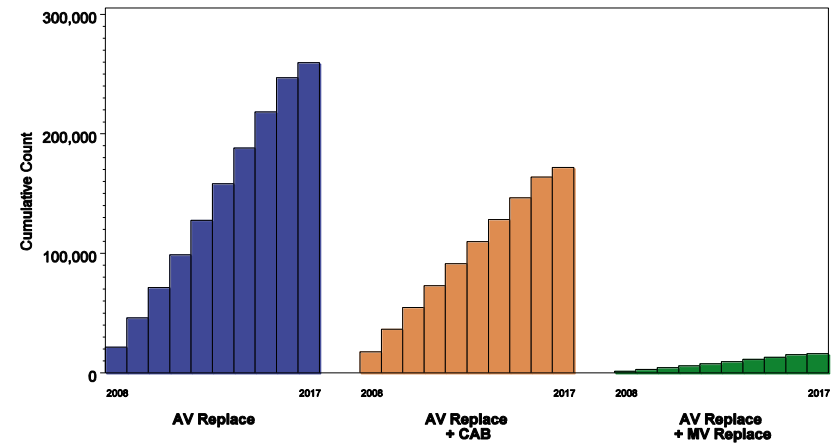
Adult Cardiac Surgery Database  
Executive Summary  
10 Years

STS Period Ending 06/30/2017

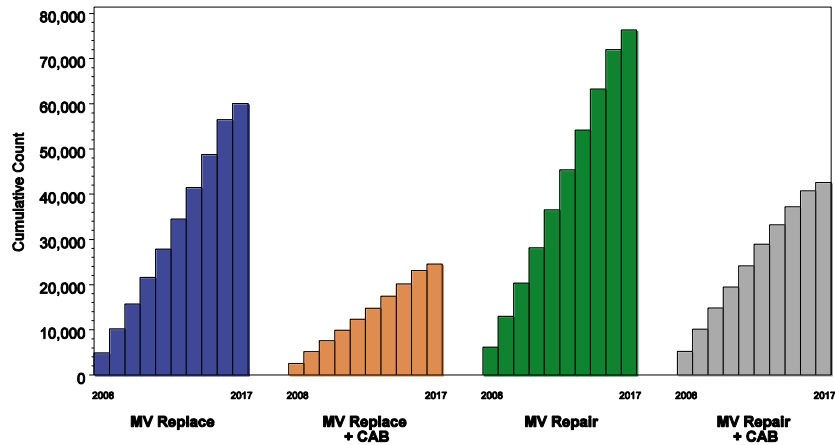
**Number of Isolated CABG Procedures**  
Cumulative over last 10 years



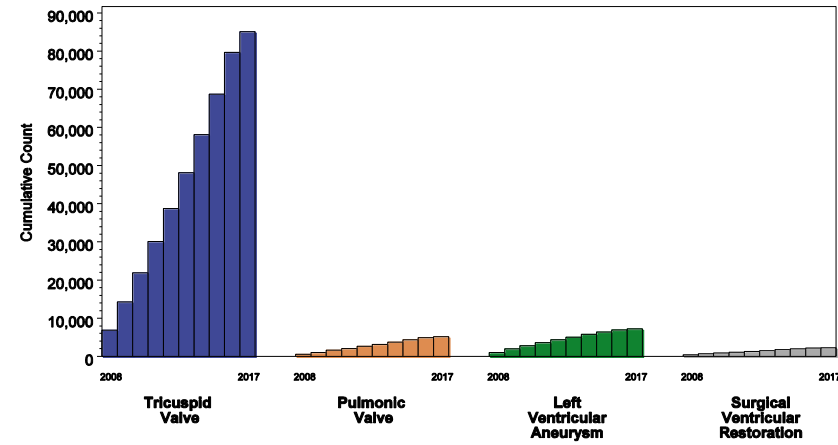
**Number of Aortic Valve Procedures**  
Cumulative over last 10 years



**Number of Mitral Valve Procedures**  
Cumulative over last 10 years



**Number of Selected Other Cardiac Procedures**  
Cumulative over last 10 years



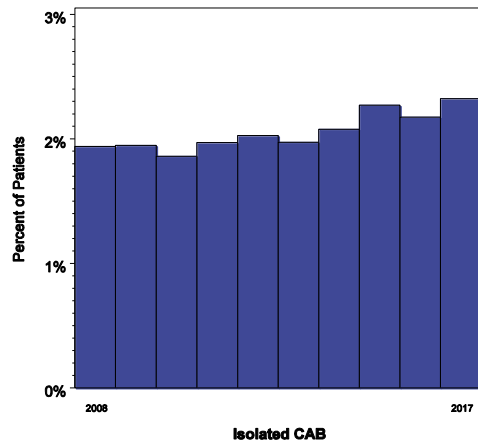


Adult Cardiac Surgery Database  
Executive Summary  
10 Years

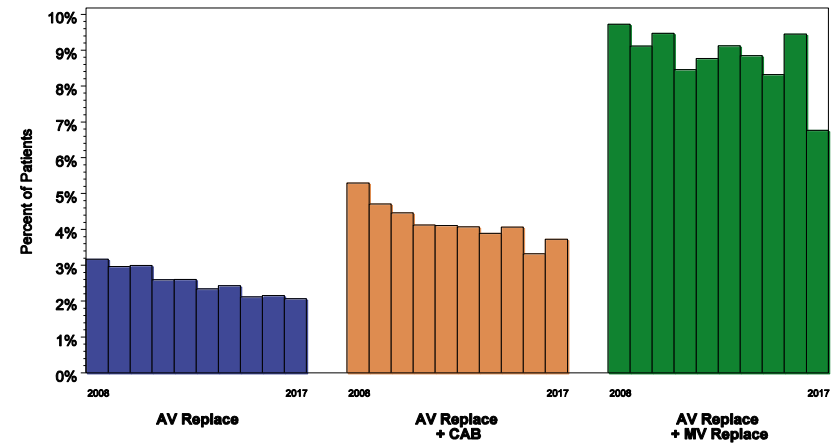


STS Period Ending 06/30/2017

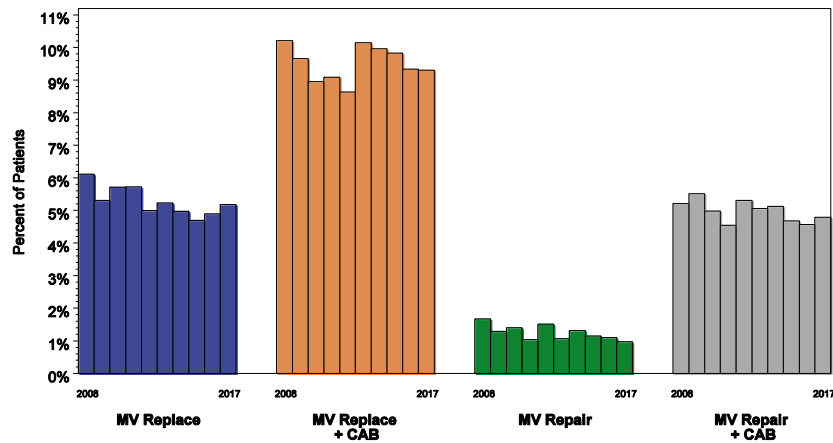
**Unadjusted Isolated CABG Operative Mortality**  
Yearly over last 10 years



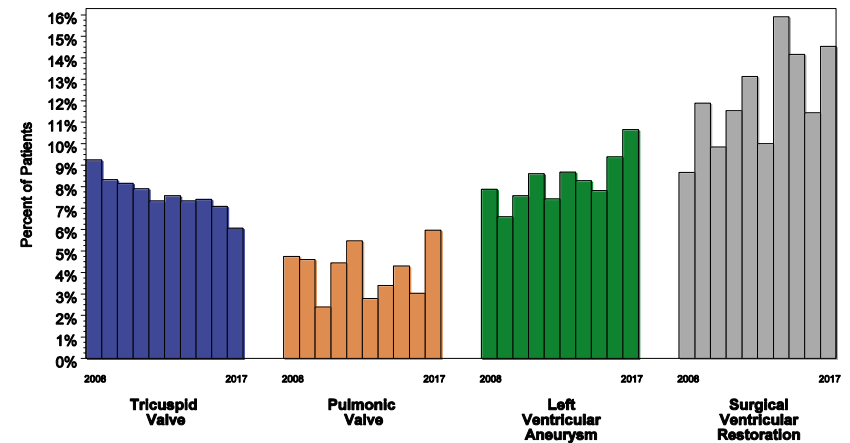
**Unadjusted Aortic Valve Operative Mortality**  
Yearly over last 10 years



**Unadjusted Mitral Valve Operative Mortality**  
Yearly over last 10 years



**Unadjusted Other Cardiac Operative Mortality**  
Yearly over last 10 years



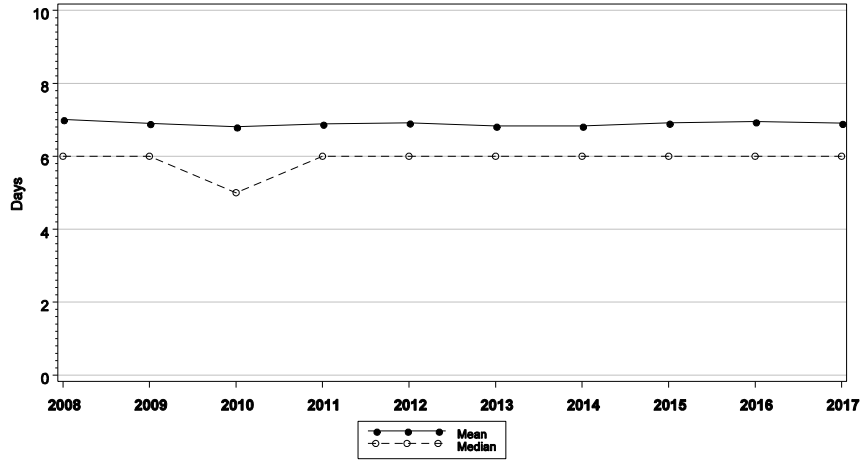


Adult Cardiac Surgery Database  
Executive Summary  
10 Years

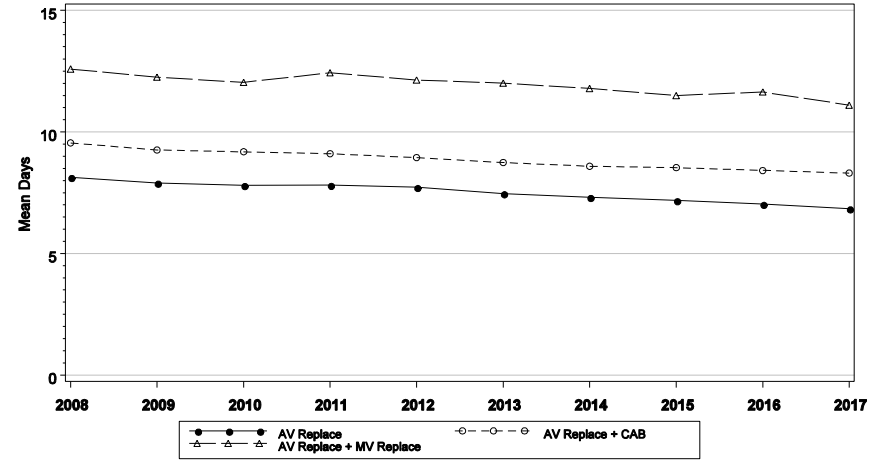


STS Period Ending 06/30/2017

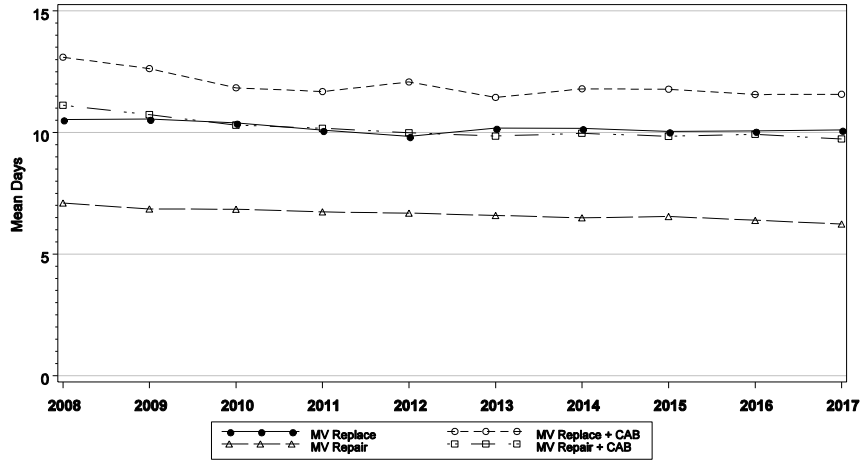
Post-Procedure LOS for Isolated CABG Procedures



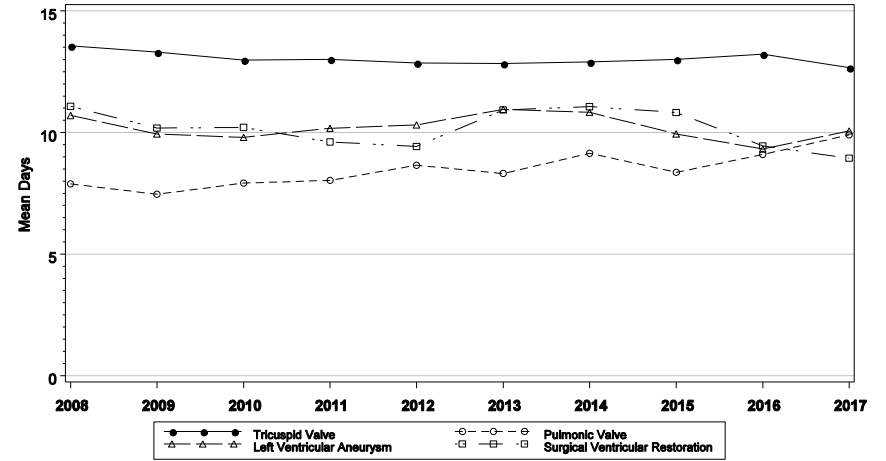
Post-Procedure LOS for Aortic Valve Procedures



Post-Procedure LOS for Mitral Valve Procedures



Post-Procedure LOS for Other Cardiac Procedures





**Adult Cardiac Surgery Database  
Executive Summary  
10 Years**



**STS Period Ending 06/30/2017**

	2008	2009	2010	2011	2012	2013	2014	2015	2016	2017
<b>Yearly Number of Sites in Analysis</b>	949	982	1,014	1,032	1,041	1,053	1,056	1,065	1,078	1,021
<b>Yearly Overall Procedure Count</b>	287,964	295,774	291,410	279,007	275,243	283,061	284,904	294,479	297,710	144,313
<b>Major Procedures</b>										
Isolated CABG .....	168,027	167,329	160,819	149,649	146,520	147,894	148,184	155,526	159,869	78,642
Isolated Aortic Valve Replacement .....	21,376	24,501	25,620	27,257	28,807	30,681	29,829	30,265	28,493	12,790
Isolated Mitral Valve Replacement .....	4,845	5,336	5,496	5,877	6,301	6,642	6,999	7,260	7,706	3,645
Aortic Valve Replacement + CABG .....	17,536	18,823	18,344	18,214	18,389	18,584	18,384	18,090	17,507	7,955
Mitral Valve Replacement + CABG .....	2,576	2,589	2,446	2,322	2,385	2,434	2,640	2,778	2,935	1,431
Aortic + Mitral Valve Replacements .....	1,317	1,503	1,468	1,609	1,665	1,777	1,911	1,875	2,011	932
Mitral Valve Repair .....	6,155	6,817	7,300	7,835	8,402	8,821	8,875	9,037	8,732	4,330
Mitral Valve Repair + CABG .....	5,177	4,898	4,759	4,596	4,710	4,797	4,294	3,999	3,526	1,860
Not Classified Above .....	60,955	63,978	65,158	61,648	58,064	61,431	63,788	65,649	66,931	32,728
<b>Incidence of Other Procedures</b>										
Pulmonic Valve .....	505	543	543	472	548	537	560	604	594	285
Tricuspid Valve .....	6,903	7,369	7,625	8,203	8,663	9,329	10,024	10,539	10,998	5,421
Ventricular Assist Device .....	1,512	1,863	2,434	3,202	3,572	4,165	4,748	5,596	5,524	2,751
LVA - Left Ventricular Aneurysm Repair ..	1,041	925	831	790	781	703	677	627	586	244
VSD - Ventricular Septal Defect Repair ..	634	625	637	672	701	652	752	767	842	401
ASD - Atrial Septal Defect Repair .....	3,940	4,285	4,230	4,687	5,214	5,424	5,900	6,000	6,163	3,057
Batista .....	47	34	42	17	-	-	-	-	-	-
Surgical Ventricular Restoration .....	404	303	193	208	198	210	220	219	201	117
Congenital Defect Repair .....	1,821	1,579	1,544	1,564	1,703	1,668	1,301	1,019	1,066	492
Transmyocardial Laser Revascularization	2,387	2,033	2,011	1,755	1,726	1,494	1,465	1,399	1,216	517
Cardiac Trauma .....	335	297	287	280	289	267	269	279	249	98
Cardiac Transplant .....	1,121	1,226	1,367	1,356	1,410	1,589	1,723	1,829	2,152	1,009
Arrhythmia Correction Surgery .....	1,370	1,211	1,159	1,039	924	941	851	808	780	374
Atrial Fibrillation Correction Surgery .....	16,013	16,593	16,825	17,568	21,188	24,666	23,748	21,147	21,410	10,823
Aortic Aneurysm .....	11,734	13,127	13,947	12,882	11,772	12,514	12,660	13,698	14,976	7,455
Ascending Aorta .....	10,024	11,431	12,140	10,633	9,170	9,784	10,058	11,269	12,350	6,174
Aortic Arch .....	2,762	3,183	3,501	3,155	2,859	3,103	3,292	3,912	4,429	2,245
Descending Aorta .....	1,122	1,154	1,281	1,047	755	769	874	1,086	1,232	647
Thoracoabdominal Aorta .....	670	631	708	660	654	740	661	603	738	311
Carotid Endarterectomy .....	2,081	1,884	1,775	1,581	1,396	1,388	1,317	1,265	1,153	553
Other Vascular .....	1,470	1,566	1,500	1,383	1,261	1,304	1,375	1,484	1,400	668
Other Thoracic .....	1,795	1,663	1,663	1,556	1,605	1,684	1,740	1,687	1,807	849