

# Getting Started




Faculty

# Table of Contents

Click to navigate.

1. [Log In](#)
2. [Landing Page](#)
3. [My Program](#)
4. [Searching for Content](#)
5. [Accessing Content](#)
  - a. [Launch](#)
  - b. [View Details](#)
  - c. [Adding Resources](#)
6. [Build a Quiz](#)





# Log In

**Good news! The new education platform uses your current STS credentials.**

If you are unsure of your username and password, click the **Get Started** button and enter the email you used on the old Learn CT Surgery platform.

The system will tell you if you have an existing profile. Use the **Profile Setup** button to create a new account at STS.

If you simply need to reset your password, use the **Get Started** button on the login page, enter your email address and click **Continue** to receive an email with instructions.

The screenshot shows the STS Web Portal login interface. At the top left is the STS logo, and to its right is the text 'The Society of Thoracic Surgeons'. Below this is a navigation bar with 'My Profile' (active) and 'Events'. The main heading is 'Welcome to the STS Web Portal' with a subtext 'Please log in below or create a profile to proceed.' The login section on the left has a 'Log in' heading, followed by 'Username' and 'Password' input fields, a 'Remember Me' checkbox, and a 'Log in' button. To the right is a 'Forgot password? Not sure if you have an account?' link with a 'Get Started' button. The footer contains copyright information and contact details.

**The Society of Thoracic Surgeons**

My Profile Events

Welcome to the STS Web Portal

Please log in below or create a profile to proceed.

**Log in**

Username

Password

☐ Remember Me


**Log in**

Forgot password? Not sure if you have an account?

**Get Started**

Copyright © 2020 The Society of Thoracic Surgeons. All rights reserved. Expanded Proprietary Notice and Disclaimer.  
Phone: (312) 202-5800 Fax: (312) 202-5801 E-mail: [sts@sts.org](mailto:sts@sts.org)

Powered By: Cobalt



# Landing Page

*My Dashboard* contains overall announcements about the new platform.

The *In Progress* widget lists the most recent curriculum topics accessed.

The *Catalog* contains online education modules for Continuing Medical Education credit for Surgeons.

*My Program* hosts the National Thoracic Surgical Curriculum library, program and national announcements, and resources.

*My Courses* shows all curriculum topics you have accessed and completed.

You will mainly work in the *My Program* tab.

The screenshot shows the STS Learning Center landing page. At the top is the STS logo and navigation links: **My Dashboard** (highlighted), Catalog, My Program, and My Courses. A featured banner for the "56th Annual Meeting & Exhibition" in New Orleans, Louisiana, from January 25-28, 2020, is displayed. Below the banner, the page is titled "Welcome to the STS Learning Center" and includes a red announcement: "The new home of LearnCT Surgery and the TSC Curriculum will officially launch August 1, 2020. Program Directors will receive instructions about managing their programs in the new system." The page describes the STS Learning Center as a central location for users to view webinars, complete e-learning modules, and satisfy select components of Maintenance of Certification. It lists several features: browsing available learning activities, purchasing and participating in learning activities, claiming CME credit, printing CME certificates, tracking CME credit earned, and uploading CME certificates/transcripts. The page also states that the STS educational programs are designed to provide a forum for all cardiothoracic surgeons to learn the most up-to-date information on research, surgical techniques, patient management, and social, ethical, and political issues. At the bottom, it mentions that STS will continually add resources to ensure users have access to a wide variety of educational resources.

**The Society of Thoracic Surgeons**

**My Dashboard** Catalog My Program My Courses

**Featured**

The Society of Thoracic Surgeons  
**56th Annual Meeting & Exhibition**  
New Orleans, Louisiana  
January 25-28, 2020  
NEW ORLEANS

**Welcome to the STS Learning Center**

The new home of LearnCT Surgery and the TSC Curriculum will officially launch August 1, 2020. Program Directors will receive instructions about managing their programs in the new system.

The STS Learning Center provides a central location for users to easily view webinars, complete e-learning modules, review relevant educational content, and satisfy select components of Maintenance of Certification.

The STS Learning Center allows users to:

- Browse the selection of available learning activities
- Purchase and participate in learning activities
- Claim CME credit for and evaluate learning activities
- Print CME certificates
- Track CME credit earned from the Learning Center, as well as from other STS educational activities
- Upload CME certificates/transcripts from organizations in order to have a single repository for this information

The Society of Thoracic Surgeons educational programs are designed to provide a forum for all cardiothoracic surgeons to learn the most up-to-date information on research, surgical techniques, patient management, and social, ethical, and political issues in order to maintain the highest level of care for the cardiothoracic patient.

To help ensure that users have access to a wide variety of educational resources, STS will continually add

**Key Links**

- The Society of Thoracic Surgeons
- Help/FAQ

**In Progress**

View All My Courses



# My Program

## Program Announcements

Email your Program Director/Coordinator to post weekly assignments and other announcements.

## National Announcements

The STS will post updates to the system and share resources here, including:

- Thoracic Surgery Curriculum Objectives and Content: [\[LINK\]](#)
- Feedback form: [\[LINK\]](#)
- TSRA Podcast: [\[LINK\]](#)
- National TSC Schedule: [\[LINK\]](#)

The screenshot shows the 'My Program' page of The Society of Thoracic Surgeons website. At the top, there is a navigation bar with links: 'My Dashboard', 'Catalog', 'Annual Meeting', 'My Program' (which is highlighted with a green underline), and 'My Courses'. Below the navigation bar, the page header features the STS logo and the text 'The Society of Thoracic Surgeons'. The main content area is titled 'Program Announcements' and includes a sub-header 'Program administrators may edit this content to post weekly reading assignments.' followed by 'This Week's Assignment is:'. Below this, there is a search bar with the placeholder text 'I'm looking for...' and buttons for 'Search' and 'Clear'. A 'Filter By' dropdown menu is set to 'Curriculum'. On the right side, there is a section titled 'National Announcements' with a welcome message: 'Welcome to the new home of Learn CT Surgery and the Thoracic Surgical Curriculum (TSC). You will see frequent updates to the site and curriculum in the coming months. Be sure to check here for details.'



# Assignments

At this time, the assignments function will be part of our phased improvement approach.

To make weekly assignments specific to you program, use the **Program Announcements**.

If you wish to follow the National Curriculum, download this spreadsheet: [\[LINK\]](#)





# Searching for Content

The full list of TSC Objectives and Content is located here: [\[LINK\]](#)

The search bar will accept keywords, title words, and topic prefixes. The following filters are active:

**Build a Quiz** - build customized quizzes

**Cardiac** - CV01 through CV33

**Thoracic** - TS01 through TS42

**Congenital** - CD1 through CD12

We are working to enable additional search filters.

You may use commas to search for multiple topics or keywords.

The screenshot displays a search interface with the following components:

- Search Bar:** Labeled "Search" with a magnifying glass icon and the placeholder text "I'm looking for...". It includes "Search" and "Clear" buttons.
- Filter By:** A dropdown menu with the following options: Curriculum, Build a Quiz (highlighted), Cardiac, Thoracic, Congenital, Basic, and Advanced.
- Content Grid:** A 2x3 grid of colored tiles representing different content categories and specific topics.

Tile Color	Category	Specific Topic
Red	Adult Cardiac	CV16: Heart Valve Disease VI
Red	Adult Cardiac	CV14: Heart Valve Disease IV
Red	Adult Cardiac	CV17: Heart Valve Disease VII
Green	General Thoracic	TS04: Thoracic Surgery General Management IV
Orange	Congenital	CD02: Congenital Heart Disease General Management II



# Accessing Content

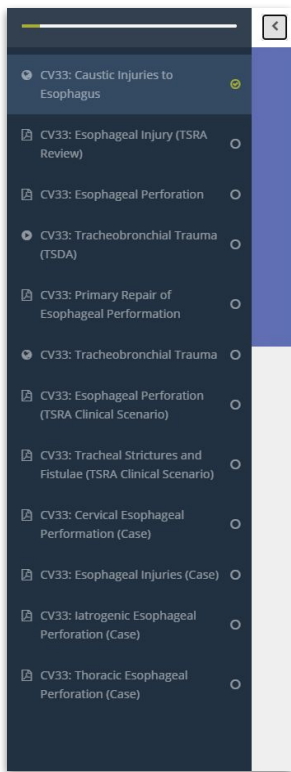
There are two ways to access curriculum content:


- **Launch** the topic to view all the materials in order, or
- **View Details** to get an overview of the topic and jump into specific pieces.

There are three types of curriculum content:

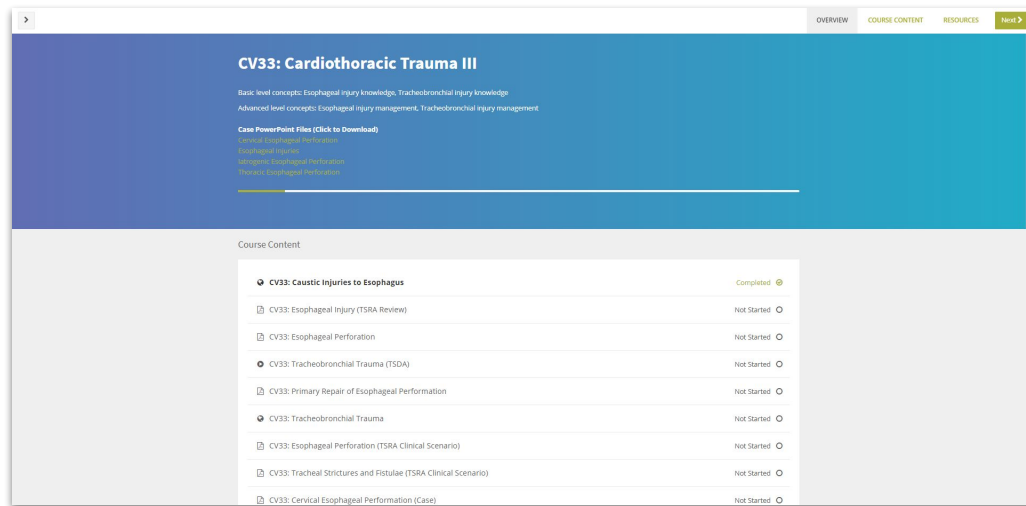
- **Documents** or PDFs will be viewed within the course.
- All **Web Links** will automatically open in a new window.
  - You may need to use the same login to access e-book chapters. Check *Remember Me* to stay logged in.
- **Video** progress will be tracked if you need to pause and navigate away from the video.





The **Launch** button opens the curriculum topic in a new window with a Table of Contents on the left hand side. Click the caret  in the upper left corner to open a sidebar.

The **Overview** tab presents a list of content, the basic and advanced objectives, and links to download the PowerPoint files for case presentations.





# View Details

This view displays a list of keywords, tags, and description for each curriculum topic.

Clicking the **View Details** button under the curriculum content will only list tags. More details will be added in the future.

Clicking the **Launch** button under each item allows you to open the content independently of the Launch view.

### CV33: Cardiothoracic Trauma III

[Launch](#)

Info

Resources

Keyword(s) esophageal and airway trauma

Tag(s) Cardiac

Description

Basic level concepts: Esophageal injury knowledge, Tracheobronchial injury knowledge

Advanced level concepts: Esophageal injury management, Tracheobronchial injury management

Case PowerPoint Files (Click to Download)

Cervical Esophageal Perforation

Esophageal Injuries

Iatrogenic Esophageal Perforation

Thoracic Esophageal Perforation

Courses in package:

Results 1 - 10 of 12

	Title	Credit(s)
1	CV33: Caustic Injuries to Esophagus	
	<a href="#">View Details</a> <a href="#">Launch</a>	
2	CV33: Esophageal Injury (TSRA Review)	
	<a href="#">View Details</a> <a href="#">Launch</a>	
3	CV33: Esophageal Perforation	
	<a href="#">View Details</a> <a href="#">Launch</a>	
4	CV33: Tracheobronchial Trauma (TSDA)	
	<a href="#">View Details</a> <a href="#">Launch</a>	



# Adding Resources

Faculty and Program Administrators may add material to curriculum topics using the *Resources* tab.

Upload PDFs and other materials by accessing the *Resources* tab through the **Launch** view.

Uploaded files are specific to your program and will NOT be shared across programs.

TS04: Thoracic Surgery General Management IV

**Launch**

Info **Resources**

Downloadable File Library

Create Folder


Folder Name

File Upload

File  No file chosen

Display Name

Description



# Build a Quiz

Residents use the Build a Quiz module to create self-studies and track progress with the Benchmark Quizzes.

View the questions under each topic by clicking the **Assessment** button.

**\*Do not submit your attempt,**  
or you will create registered quiz data.

