

Getting Started



Program Directors & Coordinators


Table of Contents

Click to navigate.

1. [Admin Log In](#)
2. [Learner Log In](#)
3. [Landing Page](#)
4. [My Program](#)
5. [Assignments](#)
6. [Searching for Content](#)
7. [Accessing Content](#)
 - a. [Launch](#)
 - b. [View Details](#)
 - c. [Adding Resources](#)
8. [Build a Quiz](#)

9. [Manage Program](#)
 - a. [Users tab](#)
 - b. [Adding New Users](#)
 - c. [Products tab](#)
 - d. [Enroll Learners tab](#)
 - e. [Reports tab](#)





Admin Log In


You have been given administrator access to manage your program.

You will receive an email with your login credentials.

Please use the same link to access the admin login page *each time you log in*.

The screenshot shows the Admin Log In page for The Society of Thoracic Surgeons. The page has a dark green header with a 'Sign In' button in the top right corner. Below the header is a white section containing the Society's logo and name. The main content area is white and contains a login form with two input fields: 'Username' and 'Password'. Below these fields is a 'Sign In' button. The footer is dark green and contains the following information: '633 N Saint Clair St, Suite 2100', 'Chicago, IL 60611', 'Phone: 312-202-5800', 'Connect with STS' with Facebook and Twitter icons, 'Privacy Policy', and 'Copyright © 2020 The Society of Thoracic Surgeons. All rights reserved.'.

Sign In



 The Society of Thoracic Surgeons

Username:

Password:

Sign In


633 N Saint Clair St, Suite 2100
Chicago, IL 60611
Phone: 312-202-5800

Connect with STS  

Privacy Policy

Copyright © 2020 The Society of Thoracic Surgeons. All rights reserved.

LMS Privacy Policy



Learner Log In

To complete learning materials or earn credits, log in with your usual STS credentials at <https://learningcenter.sts.org>.

If you are unsure of your credentials, click the **Get Started** button and enter the email you used on the old Learn CT Surgery platform.

The system will tell you if you have an existing profile. Use the **Profile Setup** button to create a new account at STS.

If you simply need to reset your password, use the **Get Started** button on the login page, enter your email address and click **Continue** to receive an email with instructions.

The screenshot shows the STS Web Portal login interface. At the top left is the STS logo, and to its right is the text 'The Society of Thoracic Surgeons'. Below this is a navigation bar with 'My Profile' (active) and 'Events'. The main heading is 'Welcome to the STS Web Portal' with a subtext 'Please log in below or create a profile to proceed.' The login section on the left has a light blue background and contains a 'Log in' heading, two input fields for 'Username' and 'Password', a 'Remember Me' checkbox, and a blue 'Log in' button. To the right, a grey box contains the text 'Forgot password? Not sure if you have an account?' and a dark grey 'Get Started' button. The footer contains copyright information and contact details.

The Society of Thoracic Surgeons

My Profile | Events

Welcome to the STS Web Portal

Please log in below or create a profile to proceed.

Log in

Username

Password

☐ Remember Me


Log in

Forgot password? Not sure if you have an account?

Get Started

Copyright © 2020 The Society of Thoracic Surgeons. All rights reserved. Expanded Proprietary Notice and Disclaimer.
Phone: (312) 202-5800 Fax: (312) 202-5801 E-mail: sts@sts.org

Powered By: Cobalt



Landing Page

My Dashboard contains overall announcements about the new platform.

The *In Progress* widget lists the most recent curriculum topics accessed.

The *Catalog* contains online education modules for Continuing Medical Education credit for Surgeons.

My Program hosts the National Thoracic Surgical Curriculum library, program and national announcements, and resources.

My Courses shows all curriculum topics you have accessed and completed.

You will mainly work in the *My Program* tab.

The screenshot shows the STS Learning Center landing page. At the top is the STS logo and navigation links: **My Dashboard** (highlighted), Catalog, My Program, and My Courses. Below the navigation is a 'Featured' section with a banner for the '56th Annual Meeting & Exhibition' in New Orleans, Louisiana, from January 25-28, 2020. The main content area is titled 'Welcome to the STS Learning Center' and contains a red announcement: 'The new home of LearnCT Surgery and the TSC Curriculum will officially launch August 1, 2020. Program Directors will receive instructions about managing their programs in the new system.' Below this is a paragraph about the STS Learning Center's purpose and a list of features: 'Browse the selection of available learning activities', 'Purchase and participate in learning activities', 'Claim CME credit for and evaluate learning activities', 'Print CME certificates', 'Track CME credit earned from the Learning Center, as well as from other STS educational activities', and 'Upload CME certificates/transcripts from organizations in order to have a single repository for this information'. A paragraph at the bottom states: 'The Society of Thoracic Surgeons educational programs are designed to provide a forum for all cardiothoracic surgeons to learn the most up-to-date information on research, surgical techniques, patient management, and social, ethical, and political issues in order to maintain the highest level of care for the cardiothoracic patient.' At the very bottom, a line of text reads: 'To help ensure that users have access to a wide variety of educational resources, STS will continually add'. On the right side, there is a 'Key Links' section with links to 'The Society of Thoracic Surgeons' and 'Help/FAQ'. Below that is an 'In Progress' section with a 'View All My Courses' button and a refresh icon.



My Program

Program Logo

The top box (widget) is editable. Use the wheel in the upper righthand corner to edit the text.

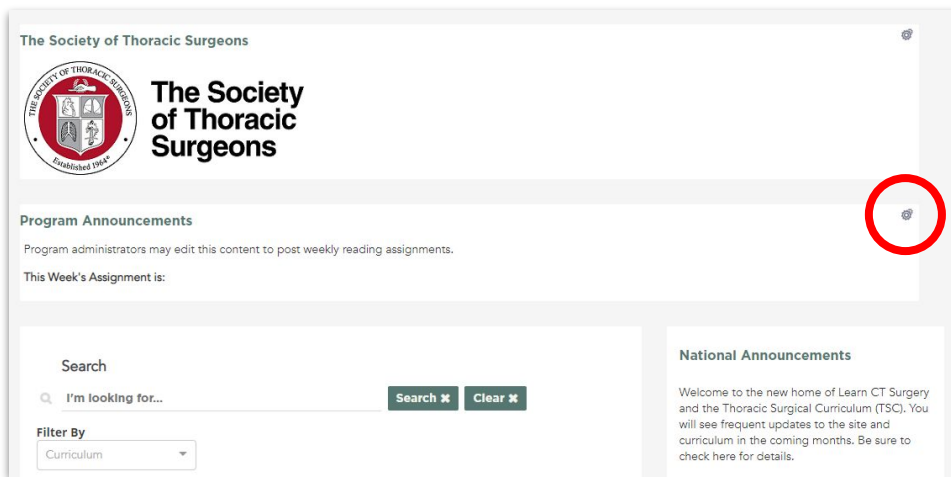
Program Announcements


Program Administrators can edit the Program Announcements to inform residents on weekly assignments, post resources, etc.

National Announcements

The STS will post updates to the system and share resources here, including:

- Thoracic Surgery Curriculum Objectives and Content: [\[LINK\]](#)
- Feedback form: [\[LINK\]](#)
- TSRA Podcast: [\[LINK\]](#)
- National TSC Schedule: [\[LINK\]](#)





Assignments

At this time, the assignments function will be part of our phased improvement approach.

To make weekly assignments specific to you program, use the **Program Announcements**.

If you wish to follow the National Curriculum, download this spreadsheet: [\[LINK\]](#)





Searching for Content

The full list of TSC Objectives and Content is located here: [\[LINK\]](#)

The search bar will accept keywords, title words, and topic prefixes. The following filters are active:

Build a Quiz - build customized quizzes

Cardiac - CV01 through CV33

Thoracic - TS01 through TS42

Congenital - CD1 through CD12

We are working to enable additional search filters.

You may use commas to search for multiple topics or keywords.



Accessing Content


There are two ways to access curriculum content:

- **Launch** the topic to view all the materials in order, or
- **View Details** to get an overview of the topic and jump into specific pieces.

There are three types of curriculum content:

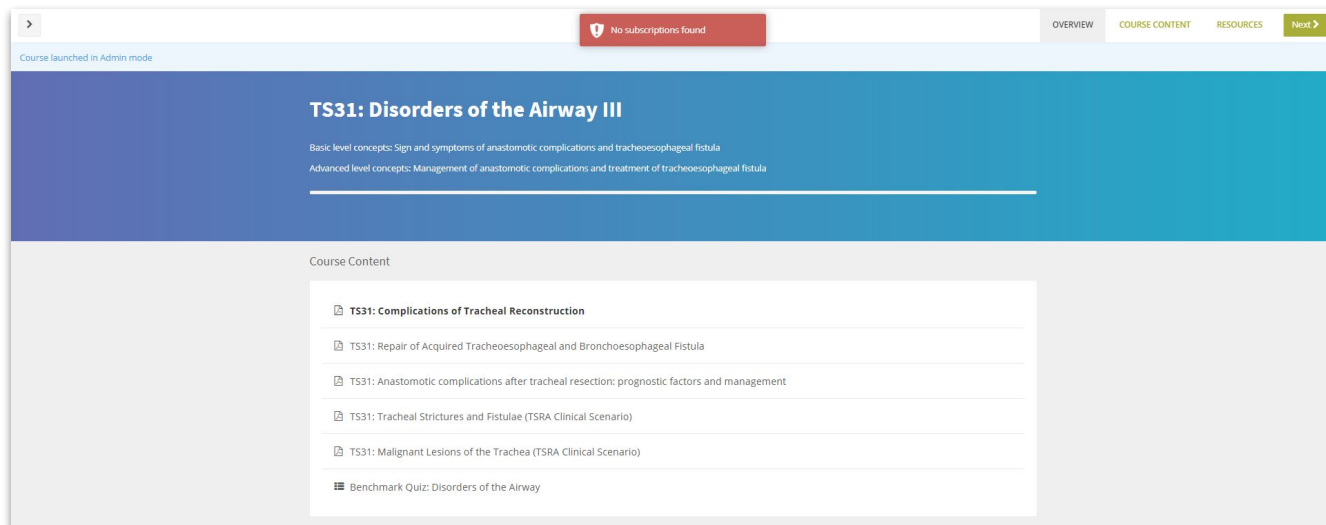
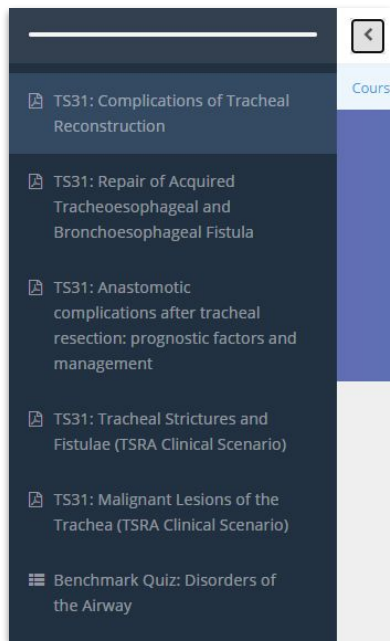
- **Documents** or PDFs will be viewed within the course.
- All **Web Links** will automatically open in a new window.
 - You may need to use the same login to access e-book chapters. Check *Remember Me* to stay logged in.
- **Video** progress will be tracked if you need to pause and navigate away from the video.



The **Launch** button opens the curriculum topic in a new window with a Table of Contents on the left hand side. Click the caret  in the upper left corner to open a sidebar.

The **Overview** tab presents a list of content, the basic and advanced objectives, and links to download the PowerPoint files for case presentations.

***Admins will see a subscription error at the top**; this just means progress will not be tracked.





View Details

This view displays a list of keywords, tags, and description for each curriculum topic.

Clicking the **View Details** button under the curriculum content will only list tags. More details will be added in the future.

Clicking the **Launch** button under each item allows you to open the content independently of the Launch view.

CV33: Cardiothoracic Trauma III

[Launch](#)

Info

Resources

Keyword(s) esophageal and airway trauma

Tag(s) Cardiac

Description

Basic level concepts: Esophageal injury knowledge, Tracheobronchial injury knowledge
Advanced level concepts: Esophageal injury management, Tracheobronchial injury management

Case PowerPoint Files (Click to Download)

Cervical Esophageal Perforation
Esophageal Injuries
Iatrogenic Esophageal Perforation
Thoracic Esophageal Perforation

Courses in package:

Results 1 - 10 of 12

	Title	Credit(s)
1	CV33: Caustic Injuries to Esophagus View Details Launch	
2	CV33: Esophageal Injury (TSRA Review) View Details Launch	
3	CV33: Esophageal Perforation View Details Launch	
4	CV33: Tracheobronchial Trauma (TSDA) View Details Launch	



Adding Resources

Faculty and Program Administrators may add material to curriculum topics using the *Resources* tab.

Upload PDFs and other materials by accessing the *Resources* tab through **Launch** or **View Details**.

Uploaded files are specific to your program and will NOT be shared across programs.

TS04: Thoracic Surgery General Management IV

[Launch](#)

Info **Resources**

Downloadable File Library

Create Folder

Folder Name [Create](#)

File Upload


File [Choose File](#) No file chosen

Display Name

Description

[Upload](#)

[Search](#) [Clear](#)



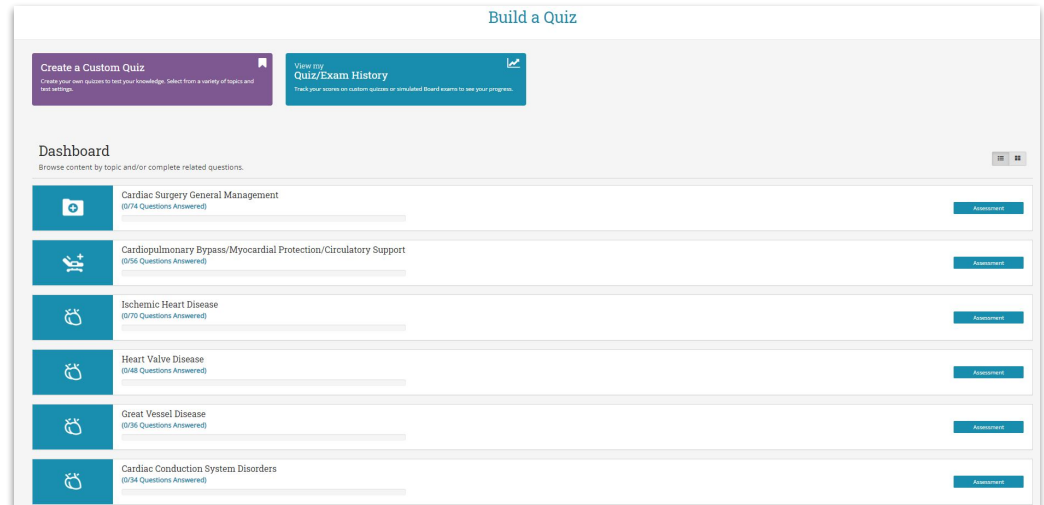
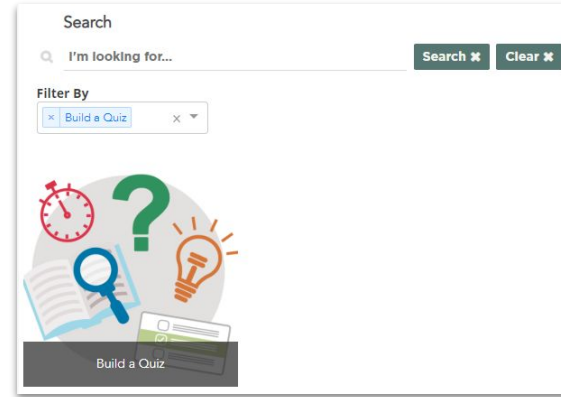
Build a Quiz

Residents use the Build a Quiz module to create self-studies and track progress with the Benchmark Quizzes.

Admins will see a Preview Mode.

View the questions under each topic by clicking the **Assessment** button.

***Do not submit your attempt,**
or you will create registered quiz data.





Manage Program - Users

Residents, Faculty, and Program Administrators are included here.

Note: you will see the Education team in your program with the last name Admin or Learner.

Please don't remove us!

The screenshot shows a web application interface for 'My Program Admin'. At the top, there are navigation tabs: 'My Dashboard', 'Catalog', 'My Program', 'My Program Admin' (which is highlighted), and 'My Courses'. Below these, there are sub-tabs: 'Users' (highlighted), 'Products', 'Enroll Learners', and 'Reports'. The main content area is titled 'User List' and contains a search bar with a 'Search' button. Below the search bar is a table with the following data:

First Name	Last Name	Email	
Melisa	Admin	mputhenmadom@sts.org	Transcript Remove
Melisa	Learner	mputhenmadom@sts.org	Transcript Remove
Amanda	Admin	awright@sts.org	Transcript Remove
Scott	Learner	sbradbury@sts.org	Transcript Remove
Karen	Admin	kkostrinsky@sts.org	Transcript Remove
Karen	Learner	kkostrinsky@sts.org	Transcript Remove



Manage Program - Users


Transcripts are a list of curriculum topics accessed by the resident. If a curriculum topic includes a benchmark quiz, you will be able to review the resident's attempts.

Program administrators can *remove* individuals if they are no longer active with the program.

Email einnovation@sts.org if you remove users so we may update our records.

The screenshot shows a web application interface for managing users. At the top, there is a navigation bar with links: 'My Dashboard', 'Catalog', 'My Program', 'My Program Admin' (highlighted), and 'My Courses'. Below this, there is a sub-navigation bar with links: 'Users' (highlighted), 'Products', 'Enroll Learners', and 'Reports'. The main content area is titled 'User List' and contains a search bar with a 'Search' button. Below the search bar is a table with the following data:

First Name	Last Name	Email	
Melisa	Admin	mputhenmadom@sts.org	Transcript Remove
Melisa	Learner	mputhenmadom@sts.org	Transcript Remove
Amenda	Admin	awright@sts.org	Transcript Remove
Scott	Learner	sbradbury@sts.org	Transcript Remove
Karen	Admin	kkostrinsky@sts.org	Transcript Remove
Karen	Learner	kkostrinsky@sts.org	Transcript Remove



Adding New Users

To add new residents or faculty to your programs, complete the highlighted columns in this spreadsheet: [\[LINK\]](#)

Edit the filename to include your Program Name and date of submission, ie:
New_Residents_Program_UofKentucky_8.1.20

Email the completed spreadsheet to einnovation@sts.org.





Manage Program - Products

The **Add Course** feature is coming soon! The *Enrollment* column shows which users have launched the curriculum topics. Keep all topics *Open Access*. Faculty and Program Administrators will be listed as *Instructors* for each topic.

In the meantime, use the **Resources** tab to add materials to the curriculum topics.

Users	Products	Enroll Learners	Reports
Add Course			
Product List			
<input type="text"/> default Search <input type="checkbox"/> Include Expired			
Results 1 - 10 of 89			
Name	Start Date	End Date	Enrollment
CV01: Cardiac Surgery General Management I	6/29/20		0 / 0 <input checked="" type="checkbox"/> Open Access Instructors I
TS01: Thoracic Surgery General Management I	6/29/20		0 / 0 <input checked="" type="checkbox"/> Open Access Instructors I
CD01: Congenital Heart Disease General Management I	6/29/20		0 / 0 <input checked="" type="checkbox"/> Open Access Instructors I
CV02: Cardiac Surgery General Management II	6/29/20		0 / 0 <input checked="" type="checkbox"/> Open Access Instructors I
CV03: Cardiac Surgery General Management III	6/29/20		0 / 0 <input checked="" type="checkbox"/> Open Access Instructors I
CV04: Cardiac Surgery General Management IV	6/29/20		0 / 0 <input checked="" type="checkbox"/> Open Access Instructors I
CV05: Cardiopulmonary Bypass/ Myocardial Protection/ Circulatory Support I	6/29/20		0 / 0 <input checked="" type="checkbox"/> Open Access Instructors I
CV06: Cardiopulmonary Bypass/ Myocardial Protection/ Circulatory Support II	6/29/20		0 / 0 <input checked="" type="checkbox"/> Open Access Instructors I
CV07: Ischemic Heart Disease I	6/29/20		0 / 0 <input checked="" type="checkbox"/> Open Access Instructors I
CV08: Ischemic Heart Disease II	6/29/20		0 / 0 <input checked="" type="checkbox"/> Open Access Instructors I
<< < 1 2 3 4 5 6 7 8 9 > >>			



Manage Products - Enroll Learners

***Note:** this feature does not directly replicate assignments on the old system.

Learners can enroll themselves in **any** curriculum topic.

The *Enroll Learners* tab allows Program Administrators to list curriculum topics in their residents' *My Courses* tab. Please ignore this tab for now.

Users Products **Enroll Learners** Reports

Enroll Learners: Select Learners

1. Select Learners 2. Select Programs 3. Confirm

Search

☐ Select All Users

Results 1 - 10 of 20





Manage Program - Reports

Coming Soon!

We are working to expand our reports.

We recommend checking the *Enrolled Learners* report for activity on the new platform, and the *Test Review Report* for benchmark quiz data.

Historical data is not available at this time.

Users	Products	Enroll Learners	Reports
<hr/>			
Enrolled Learners (More Information)			
Certificates Issued (More Information)			
Institute Admin Learner Transcript Report (More Information)			
Course Enrollment (More Information)			
Test Review Report (More Information)			
Exam Attempt Report (More Information)			

