

Getting Started




Residents

Table of Contents

Click to navigate.

1. [Log In](#)
2. [Landing Page](#)
3. [My Program](#)
4. [Searching for Content](#)
5. [Accessing Content](#)
 - a. [Launch](#)
 - b. [View Details](#)
 - c. [Resources](#)
6. [My Courses](#)
7. [Build a Quiz](#)
 - a. [Create a Custom Quiz](#)
 - b. [View Quiz History](#)





Log In

Good news! The new education platform uses your current STS credentials.

If you are unsure of your username and password, click the **Get Started** button and enter the email you used on the old Learn CT Surgery platform.

The system will tell you if you have an existing profile. Use the **Profile Setup** button to create a new account at STS.

If you simply need to reset your password, use the **Get Started** button on the login page, enter your email address and click **Continue** to receive an email with instructions.

The screenshot shows the STS Web Portal login interface. At the top left is the STS logo, and to its right is the text 'The Society of Thoracic Surgeons'. Below the logo is a navigation bar with 'My Profile' (active) and 'Events'. The main heading is 'Welcome to the STS Web Portal' with a subtext 'Please log in below or create a profile to proceed.' The login section on the left has a 'Log in' heading, followed by input fields for 'Username' and 'Password', a 'Remember Me' checkbox, and a blue 'Log in' button. To the right of the login fields is a grey box with the text 'Forgot password? Not sure if you have an account?' and a dark grey 'Get Started' button. The footer contains copyright information and contact details for The Society of Thoracic Surgeons, along with 'Powered By: Cobalt'.

The Society of Thoracic Surgeons

My Profile Events

Welcome to the STS Web Portal

Please log in below or create a profile to proceed.

Log in

Username

Password

☐ Remember Me


Log in

Forgot password? Not sure if you have an account?

Get Started

Copyright © 2020 The Society of Thoracic Surgeons. All rights reserved. Expanded Proprietary Notice and Disclaimer.
Phone: (312) 202-5800 Fax: (312) 202-5801 E-mail: sts@sts.org

Powered By: Cobalt



Landing Page

My Dashboard contains overall announcements about the new platform.

The *In Progress* widget lists the most recent curriculum topics accessed.

The *Catalog* contains online education modules for Continuing Medical Education credit for Surgeons.

My Program hosts the National Thoracic Surgical Curriculum library, program and national announcements, and resources.

My Courses shows all curriculum topics you have accessed and completed.

You will mainly work in the *My Program* tab.

The screenshot shows the website's landing page. At the top is the Society of Thoracic Surgeons logo and navigation links: **My Dashboard** (highlighted), Catalog, My Program, and My Courses. A featured banner for the 56th Annual Meeting & Exhibition in New Orleans, Louisiana, from January 25-28, 2020, is displayed. Below this is a 'Welcome to the STS Learning Center' section with a red announcement about the new home of LearnCT Surgery and the TSC Curriculum launching on August 1, 2020. It lists user benefits such as browsing learning activities, claiming CME credit, and tracking CME earned. A sidebar on the right contains 'Key Links' (The Society of Thoracic Surgeons, Help/FAQ) and an 'In Progress' section with a 'View All My Courses' button. The footer states the organization's commitment to providing up-to-date information and ensuring access to educational resources.



My Program

Program Announcements

Your Program Director and Coordinators may use this space to post weekly assignments and other announcements.

National Announcements

The STS will post updates to the system and share resources here, including:

- Thoracic Surgery Curriculum Objectives and Content: [\[LINK\]](#)
- Feedback form: [\[LINK\]](#)
- TSRA Podcast: [\[LINK\]](#)

The screenshot shows the 'My Program' page of The Society of Thoracic Surgeons website. At the top, there is a navigation bar with links: 'My Dashboard', 'Catalog', 'Annual Meeting', 'My Program' (which is highlighted with a green underline), and 'My Courses'. Below the navigation bar, the page header features the Society's logo and name. The main content area is titled 'The Society of Thoracic Surgeons' and contains a section for 'Program Announcements'. This section includes a note that program administrators can edit the content for weekly reading assignments and a placeholder for 'This Week's Assignment'. At the bottom of the main content area, there is a search bar with the placeholder text 'I'm looking for...' and buttons for 'Search' and 'Clear'. Below the search bar is a 'Filter By' dropdown menu currently set to 'Curriculum'. On the right side of the page, there is a sidebar titled 'National Announcements' with a welcome message: 'Welcome to the new home of Learn CT Surgery and the Thoracic Surgical Curriculum (TSC). You will see frequent updates to the site and curriculum in the coming months. Be sure to check here for details.'



Searching for Content

The full list of TSC Objectives and Content is located here: [\[LINK\]](#)

The search bar will accept keywords, title words, and topic prefixes. The following filters are active:

Build a Quiz - build customized quizzes

Cardiac - CV01 through CV33

Thoracic - TS01 through TS42

Congenital - CD1 through CD12

We are working to enable additional search filters.

You may use commas to search for multiple topics or keywords.

Search

I'm looking for... Search Clear

Filter By

- Curriculum
- Build a Quiz
- Cardiac
- Thoracic
- Congenital
- Basic
- Advanced

TS31: Disorders of the Airway III	CV16: Heart Valve Disease VI	CV14: Heart Valve Disease IV
Adult Cardiac	General Thoracic	Congenital
CV17: Heart Valve Disease VII	TS04: Thoracic Surgery General Management IV	CD02: Congenital Heart Disease General Management II



Accessing Content

There are two ways to access curriculum content:

- **Launch** the topic to view all the materials in order, or
- **View Details** to get an overview of the topic and jump into specific pieces.

There are three types of curriculum content:

- **Documents** or PDFs will be viewed within the course.
- All **Web Links** will automatically open in a new window.
 - You may need to use the same login to access e-book chapters. Check *Remember Me* to stay logged in.
- **Video** progress will be tracked if you need to pause and navigate away from the video.

Search

I'm looking for... Search ✕ Clear ✕

Filter By
Curriculum

General Thoracic
TS31: Disorders of the Airway III

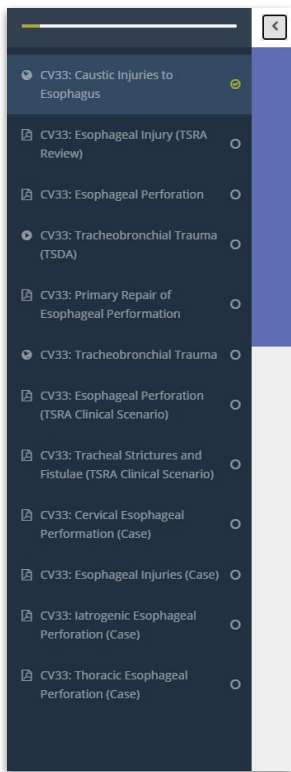
Adult Cardiac
CV16: Heart Valve Disease VI


Adult Cardiac
CV14: Heart Valve Disease IV

✕ < >

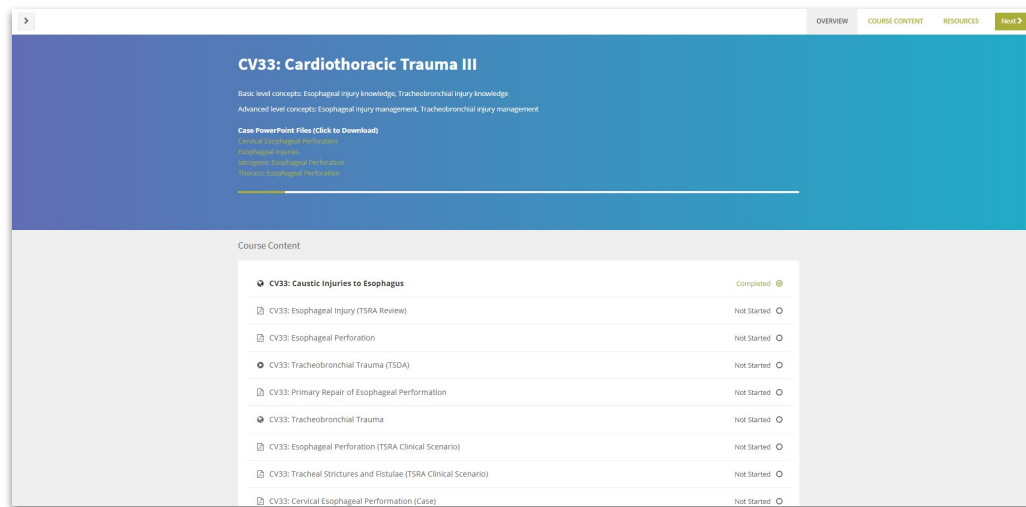
General Thoracic
Launch View Details

0 Lessons



The **Launch** button opens the curriculum topic in a new window with a Table of Contents on the left hand side. Click the caret  in the upper left corner to open a sidebar.

The **Overview** tab presents a list of content, the basic and advanced objectives, and links to download the PowerPoint files for case presentations.





View Details

This view displays a list of keywords, tags, and description for each curriculum topic.

Clicking the **View Details** button under the curriculum content will only list tags. More details will be added in the future.

Clicking the **Launch** button under each item allows you to open the content independently of the Launch view.

CV33: Cardiothoracic Trauma III

[Launch](#)

Info

Resources

Keyword(s) esophageal and airway trauma

Tag(s) Cardiac

Description

Basic level concepts: Esophageal injury knowledge, Tracheobronchial injury knowledge
Advanced level concepts: Esophageal injury management, Tracheobronchial injury management

Case PowerPoint Files (Click to Download)

Cervical Esophageal Perforation
Esophageal Injuries
Iatrogenic Esophageal Perforation
Thoracic Esophageal Perforation

Courses in package:

Results 1 - 10 of 12

	Title	Credit(s)
1	CV33: Caustic Injuries to Esophagus View Details Launch	
2	CV33: Esophageal Injury (TSRA Review) View Details Launch	
3	CV33: Esophageal Perforation View Details Launch	
4	CV33: Tracheobronchial Trauma (TSDA) View Details Launch	



Resources

Your Program Administrators may use the **Resources** tab to assign additional articles and materials. The tab is accessible through **Launch**.

OVERVIEW

COURSE CONTENT


RESOURCES

Next >



The *My Courses* tab displays all curriculum units and other educational activities you have launched. Some topics will have a grade produced by Benchmark Quiz performance.

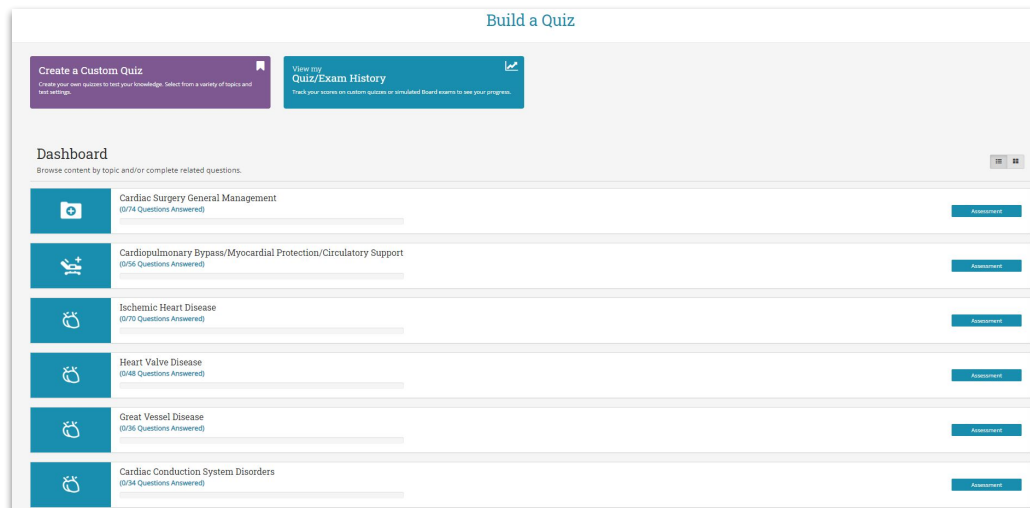
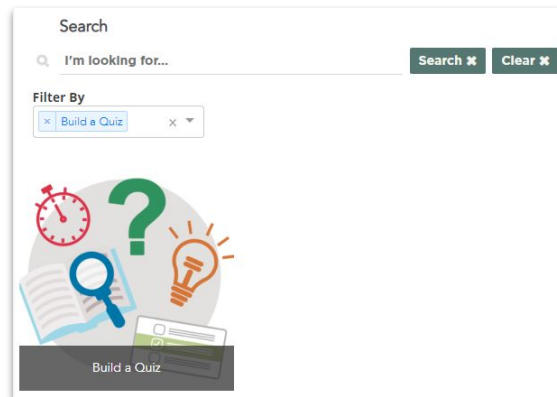
My Dashboard Catalog Annual Meeting My Program My Courses					
Enrolled Completed Courses					
Title	Grade (%)	Time	Completion	Start Date	End Date
CV13b: Heart Valve Disease III View Details Launch		00:00:00	Started	7/22/20	7/22/22
CV05: Cardiopulmonary Bypass/ Myocardial Protection/ Circulatory Support I View Details Launch		00:00:05	Incomplete	7/22/20	7/22/22
CD09: Vascular Rings and Slings/ Coronary Anomalies View Details Launch		00:00:05	Incomplete	7/9/20	7/9/22
Build a Quiz View Details Launch		00:00:00	Started	7/22/20	7/22/22
Annual Meeting Online 2020 View Details Launch		00:00:00	Not Started	4/15/20	5/1/23




Build a Quiz

Use the *Build a Quiz* filter on the *My Program* tab to create customized quizzes and access the Benchmark Quizzes.

This is similar to selecting Test Your Knowledge when building a Self-Study in the old system.





Create a Custom Quiz


When you select **Create a Custom Quiz**, you may choose from two modes.


Study Mode is untimed, while the *Timed Test* mode includes a customizable timer.

[← Back to Dashboard](#)


Build a Quiz

How would you like to take the quiz?

☐ **Study Mode**
Choose from 30 Benchmark Quiz topics to create a customized quiz with up to 100 questions.


☐ **Timed Test**
This mode allows you to set a time limit to complete a customized quiz. NOTE: the quiz will submit as soon as the time limit is reached.


Next



Create a Custom Quiz

Once you have selected either mode, create a randomized quiz or filter by topic.

Select your study topics


☒ Random
Randomize questions from all topics

OR

Special
Choose from specific topics below

<input type="checkbox"/> Cardiac Surgery General Management	<input type="checkbox"/> Management of Benign Esophageal Disorders
<input type="checkbox"/> Management of Esophageal Neoplasia	<input type="checkbox"/> Lung transplant
<input type="checkbox"/> Pediatric Circulatory Support & Perioperative Care	<input type="checkbox"/> Congenital Heart Disease General Management
<input type="checkbox"/> Single Ventricle Lesions	<input type="checkbox"/> Left to right shunts
<input type="checkbox"/> Right ventricular outflow tract obstruction	<input type="checkbox"/> Cyanotic Heart Disease
<input type="checkbox"/> Pediatric Heart and Lung Transplant	<input type="checkbox"/> Left ventricular outflow tract obstruction
<input type="checkbox"/> Disorders of the Airway	<input type="checkbox"/> Vascular Rings and Slings/Coronary Anomalies
<input type="checkbox"/> Cardiopulmonary bypass/myocardial protection/circulatory support	<input type="checkbox"/> Adult Congenital Heart Disease
<input type="checkbox"/> Cardiac Conduction System Disorders	<input type="checkbox"/> Endoscopy
<input type="checkbox"/> Heart Failure and Cardiac Transplant	<input type="checkbox"/> Ischemic Heart Disease
<input type="checkbox"/> Neoplasm of the lung	<input type="checkbox"/> Heart Valve Disease
<input type="checkbox"/> Disorders of the pleura	<input type="checkbox"/> Great Vessel Disease
<input type="checkbox"/> Disorders of the mediastinum	<input type="checkbox"/> Diseases of the Pericardium and Myocardium
	<input type="checkbox"/> Thoracic Surgery General Management
	<input type="checkbox"/> Benign Lung Conditions
	<input type="checkbox"/> Disorders of the chest wall
	<input type="checkbox"/> Congenital Thoracic Disease

[Previous](#) [Next](#)



Create a Custom Quiz

After choosing a random selection or a list of topics, set the number of questions (up to 100).

Include unanswered questions, questions answered incorrectly in a previous attempt, or questions answered correctly - or a mix of all three.

Customize your question set

Question Types (the number in parentheses indicates the number of questions in that type)

☒ Unanswered (1067)
☐ Incorrect (0)
☐ Correct (0)

Number of questions

100

Previous

Next



View Quiz History

Click **View my Quiz/Exam History** on the *Build a Quiz Dashboard*.

If you do not submit a quiz attempt, it will be listed in your *In-Progress Attempts*.
You may also view *Completed Attempts* here.

[← Back to Dashboard](#)

Exam and Quiz History

Below is your attempt history for this Quiz or Exam. Use this page to track your progress over time, and to resume attempts that you did not complete. You may sort by date, mode and score.

In-Progress Attempts

There are no in progress test attempts

Completed Attempts

There are no completed test attempts